

**COMMONWEALTH OF KENTUCKY TRANSPORTATION CABINET  
 FINANCIAL REPORT TO MANAGEMENT AND  
 SUPPLEMENTAL INFORMATION SCHEDULES  
 FISCAL YEAR END JUNE 30, 2020  
 TABLE OF CONTENTS**

<b><u>Combined Balance Sheet For All Funds</u></b>	2
<b><u>General Fund</u></b>	
Statement of Revenues and Other Receipts	4
Allotment and Expenditures Statement	6
Statement of Revenues, Expenditures, and Changes in Fund Balance	8
<b><u>Capital Projects Fund</u></b>	
Statement of Revenues and Other Receipts	9
Allotment and Expenditures Statement	10
Statement of Revenues, Expenditures, and Changes in Fund Balance	16
<b><u>Road Fund</u></b>	
Statement of Revenues and Other Receipts	17
Allotment and Expenditures Statement	22
Statement of Revenues, Expenditures, and Changes in Fund Balance	32
<b><u>Federal Fund</u></b>	
Statement of Revenues and Other Receipts	33
Allotment and Expenditures Statement	34
Statement of Revenues, Expenditures, and Changes in Fund Balance	38
<b><u>Agency Fund</u></b>	
Statement of Revenues and Other Receipts	39
Allotment and Expenditures Statement	42
Statement of Revenues, Expenditures, and Changes in Fund Balance	48
<b><u>Other Expendable Trust Fund</u></b>	
Statement of Revenues and Other Receipts	49
Allotment and Expenditures Statement	50
Statement of Revenues, Expenditures, and Changes in Fund Balance	52
<b><u>Notes to the Financial Statements</u></b>	53
<b><u>Supplemental Information Schedules</u></b>	
Road Fund Revenue Receipts	71
Road Fund Expenditures	79
Historical Available Road Fund Revenues, Expenses, and Payment of Lease Rentals	83
Expenses by Object within Program	84
Expenses by County	110
Continued Appropriations	131
Notes to Supplemental Schedules	136

**COMMONWEALTH OF KENTUCKY TRANSPORTATION CABINET  
COMBINED BALANCE SHEET  
ALL FUNDS  
JUNE 30, 2020**

	GENERAL FUND	CAPITAL PROJECTS FUND	ROAD FUND
<b>ASSETS</b>			
Cash on Deposit with State Treasurer	1,213,043	18,861,421	432,876,556
Imprest and Change Funds	-	-	1,000
Long term investments	-	-	-
Receivables	-	-	42,124,263
<b>TOTAL ASSETS</b>	<b>1,213,043</b>	<b>18,861,421</b>	<b>475,001,819</b>
<b>LIABILITIES AND FUND EQUITY</b>			
<b>LIABILITIES:</b>			
Accounts Payable	-	1,219	21,422,168
Leases payable	-	-	-
<b>TOTAL LIABILITIES</b>	<b>-</b>	<b>1,219</b>	<b>21,422,168</b>
<b>FUND EQUITY</b>			
<b>RESERVED FOR:</b>			
Current year encumbrances	-	-	-
Continued Appropriations Including Encumbrances	1,213,043	6,373,431	416,116,216
Capital Outlay	-	12,486,771	-
<b>TOTAL RESERVED FUNDS FOR ENCUMBRANCES</b>	<b>1,213,043</b>	<b>18,860,202</b>	<b>416,116,216</b>
<b>FUND BALANCE:</b>			
Investment in Fixed Assets	-	-	-
Undesignated Fund Balance	-	-	37,463,435
Estimated revenues over(under)appropriations	-	-	-
<b>TOTAL UNRESERVED FUND BALANCE</b>	<b>-</b>	<b>-</b>	<b>37,463,435</b>
<b>TOTAL FUND EQUITY</b>	<b>1,213,043</b>	<b>18,860,202</b>	<b>453,579,651</b>
<b>TOTAL LIABILITIES AND FUND EQUITY</b>	<b>1,213,043</b>	<b>18,861,421</b>	<b>475,001,819</b>

FEDERAL FUND	AGENCY FUND	OTHER EXPENDABLE TRUST FUND	TOTAL MEMO ONLY
(51,629,697)	95,613,978	9,216,981	506,152,282
-	200	-	1,200
1	245,934	-	42,370,198
<u>(51,629,696)</u>	<u>95,860,112</u>	<u>9,216,981</u>	<u>548,523,680</u>
26,508,009	38,115,580	-	86,046,976
<u>26,508,009</u>	<u>38,115,580</u>	<u>-</u>	<u>86,046,976</u>
(114,021,756)	126,622,777	-	436,303,711
-	-	-	12,486,771
<u>(114,021,756)</u>	<u>126,622,777</u>	<u>-</u>	<u>448,790,482</u>
35,884,051	(68,878,245)	9,216,981	13,686,222
<u>35,884,051</u>	<u>(68,878,245)</u>	<u>9,216,981</u>	<u>13,686,222</u>
(78,137,705)	57,744,532	9,216,981	462,476,704
<u>(51,629,696)</u>	<u>95,860,112</u>	<u>9,216,981</u>	<u>548,523,680</u>

**COMMONWEALTH OF KENTUCKY TRANSPORTATION CABINET  
STATEMENT OF REVENUES AND OTHER RECIEPTS  
GENERAL FUND  
JULY 1, 2019 TO JUNE 30, 2020**

	<b>OPERATING TRANSFERS-IN</b>
2019-20 APPROPRIATIONS TRANSFERRED IN COMMONWEALTH GENERAL FUND	<u>6,030,600</u>
TOTAL REVENUE RECEIPTS	<u><u>6,030,600</u></u>

THIS PAGE INTENTIONALLY LEFT BLANK

**COMMONWEALTH OF KENTUCKY TRANSPORTATION CABINET  
ALLOTMENT AND EXPENDITURES STATEMENT  
GENERAL FUND  
JULY 1, 2019 TO JUNE 30, 2020**

	SOURCE OF ALLOTMENTS		
	PRIOR YEAR ALLOTMENTS	CURRENT YEAR ALLOTMENTS	TOTAL ALLOTMENTS
<b>AIR TRANSPORTATION</b>			
BC53 AVIATION ECONOMIC DEVELOPMENT	1,706,334	-	1,706,334
TOTAL AIR TRANSPORTATION	1,706,334	-	1,706,334
<b>PUBLIC TRANSPORTATION</b>			
EA51 MULTIMODAL SYS PLANNING	-	398,200	398,200
EA52 MASS TRANSP CONSTRUCTION	251,080	5,190,800	5,441,880
TOTAL PUBLIC TRANSPORTATION	251,080	5,589,000	5,840,080
<b>GENERAL ADMINISTRATION AND SUPPORT</b>			
OFFICE OF SECRETARY			
KA21 SECRETARY'S OFFICE	-	500,000	500,000
	-	500,000	500,000
 TOTAL GENERAL FUND EXPENDITURES FY20	 1,957,414	 6,089,000	 8,046,414

DISPOSITION OF BALANCE					
OUTSTANDING ENCUMBRANCES	EXPENDITURES AND TRANSFERS	BALANCE	FORWARDED	LAPSE	FUNC
750,000	949,492	6,842	756,842	-	BC53
750,000	949,492	6,842	756,842	-	
-	398,200	-	-	-	EA51
456,201	4,927,279	58,400	456,201	58,400	EA52
456,201	5,325,479	58,400	456,201	58,400	
-	500,000	-	-	-	KA21
-	500,000	-	-	-	
1,206,201	6,774,971	65,242	1,213,043	58,400	

**COMMONWEALTH OF KENTUCKY TRANSPORTATION CABINET  
STATEMENT OF REVENUES EXPENDITURES, AND CHANGES IN FUND BALANCE  
GENERAL FUND  
JULY 1, 2019 TO JUNE 30, 2020**

EXPENDITURES:	
AIR TRANSPORTATION	949,492
PUBLIC TRANSPORTATION	5,325,479
OFFICE OF SECRETARY	500,000
TOTAL EXPENDITURES	6,774,971
OTHER SOURCES (USES) OF FINANCING RESOURCES:	
COMMONWEALTH GENERAL FUND	6,030,600
NET OTHER SOURCES (USES) OF FINANCING RESOURCES	6,030,600
EXCESS OF REVENUE AND OTHER FINANCIAL SOURCES OVER (UNDER) EXPENDITURES	(744,371)
FUND BALANCE, JULY 1, 2019	1,957,414
FUND BALANCE, JUNE 30, 2020	1,213,043



**COMMONWEALTH OF KENTUCKY TRANSPORTATION CABINET  
STATEMENT OF REVENUES AND OTHER RECEIPTS  
CAPITAL PROJECTS FUND  
JULY 1, 2019 TO JUNE 30, 2020**

ACTUAL REVENUES
--------------------

INTEREST & OTHER INVESTMENT INCOME

INTRA-FUND TRANSFER INVESTMENT INCOME	700,000	N879
INTRA-FUND TRANSFER ROAD FUND RESOURCES	7,156,112	N881
INTRA-FUND TRANSFER BOND PROCEEDS	4,748,254	R875
TOTAL INTEREST & INVESTMENT INCOME	12,604,366	

OTHER REVENUES

LOSS CLAIM PROCEEDS	644,598	R871
TOTAL OTHER REVENUES	644,598	

REVENUE FROM OTHER GOVERNMENTS

FEDERAL HIGHWAY ADMINISTRATION AID	14,589	R613
TOTAL REVENUE FROM OTHER GOVERNMENTS	14,589	

TOTAL REVENUES	13,263,553	
----------------	------------	--

OPERATING TRANSFERS IN

TRANSPORT FUND RESOURCES		
TRANSFER FROM ROAD FUND	7,365,000	N111
TOTAL OPERATING TRANSFERS IN	7,365,000	

TOTAL CURRENT YEAR RECEIPTS	20,628,553	
-----------------------------	------------	--

**COMMONWEALTH OF KENTUCKY TRANSPORTATION CABINET  
ALLOTMENT AND EXPENDITURES STATEMENT  
CAPITAL PROJECTS FUND  
JULY 1, 2019 TO JUNE 30, 2020**

EMARS		PRIOR YEAR	CURRENT YEAR	TOTAL
FUND	PROJECT NAME	ALLOTMENTS	ALLOTMENTS	ALLOTMENTS
C44V	REPLACE AUTOMATED VEHICLE INFO SYS (AVIS)	25,000,000	-	25,000,000
C6CF	CONST KNOTT COUNTY MAINT FACILITY & SALT STOR	2,190,000	-	2,190,000
C6CG	CONST HENDERSON COUNTY MAINT FACILITY&SALT STOR	1,440,000	-	1,440,000
C6CJ	CONST MENIFEE COUNTY MAINT FACILITY & SALT STOR	1,440,000	-	1,440,000
C6CM	CONST MUHLENBERG CO MAINT FACILITY & SALT STOR	1,440,000	-	1,440,000
C6CN	CONST BALLARD COUNTY MAINT FACILITY & SALT STOR	1,440,000	-	1,440,000
C6D1	REPLACE KENTUCKY DRIVER LICENSING SYSTEM	950,000	-	950,000
C6Q8	SECTION OFFICES-ROUND 3 PHASE A	1,065,000	-	1,065,000
C6SX	SECTION OFFICES-OWEN COUNTY	539,000	-	539,000
C780	CONSTRUCT JACKSON (D-10) DISTRICT OFFICE	7,026,000	-	7,026,000
C781	UPGRADE AASHTOWARE	2,600,000	-	2,600,000
C827	BARREN RIVER STATE PARK	21,300	(13,500)	7,800
C83Q	HART COUNTY REST AREA	1,628,366	-	1,628,366
C853	CARTER CAVE STATE PARK RESURFACING	91,200	-	91,200
C86G	CCA LIGHTING SYSTEM REPLACEMENT	1,893,567	-	1,893,567
C86N	D-6 FACILITY REMEDIATION	50,000	(50,000)	-
C87C	AIRCRAFT MAINTENANCE POOL - 2016-2018	992,257	(403)	991,854
C87G	INTERNATIONAL REGISTRATION PLAN SYSTEM UPGRADE	3,016,766	(516,766)	2,500,000
C87H	TRANSPORTATION ENTERPRISE DATABASE II	982,243	-	982,243
C8BF	HARDIN COUNTY DISTRICT OFFICE - ROOF INSTALLATION	500,000	-	500,000
C8BH	MCCRACKEN CO. EQUIPMENT GARAGE ROOF INSTALLATION	145,000	-	145,000
C8CE	STATEWIDE FACILITY REMEDIATION & COMPLIANCE	400,000	300,000	700,000
C8D5	REST AREA & LOADOMETER REPAIRS-DISTRICT 6	10,000	-	10,000
C8D6	LAKE CUMB STATE PARK PARKING LOT-ROCKFALL MITIGATION DESIGN	96,526	-	96,526
C8D7	LOADOMETER MAINTENANCE & REPAIRS STATEWIDE	1,040,000	299,100	1,339,100
C8D8	REST AREA MAINTENANCE & REPAIRS STATEWIDE	563,876	258,000	821,876
C8DH	PURCHASE WATER & OIL SEPARATORS	160,000	-	160,000
C8DJ	OVERHEAD DOOR INSTALLATIONS & REPAIRS	575,000	-	575,000
C8ED	MINOR FACILITY MAINTENANCE AND REPAIR	4,352,500	160,000	4,512,500
C8HA	BULLITT COUNTY WELCOME CENTER-BUILDING REPAIR	231,000	3,000	234,000
C8J0	CHRISTIAN COUNTY WELCOME CENTER - BUILDING REPAIR	68,500	5,350	73,850
C8LG	CONSTRUCTION OF NEW SALT STORAGE FACILITIES	2,858,500	438,650	3,297,150

PRIOR YEAR DISBURSEMENTS	CURRENT YEAR DISBURSEMENTS	UNLIQUIDATED ENCUMBRANCES	BALANCE	EMARS FUND
20,098,117	2,318,093	-	2,583,790	C44V
1,252	-	-	2,188,748	C6CF
1,339,688	5,679	-	94,633	C6CG
1,389,016	-	-	50,984	C6CJ
1,400,932	5,670	-	33,398	C6CM
5,537	-	-	1,434,463	C6CN
524,923	-	-	425,077	C6D1
452,251	370,603	26,552	215,594	C6Q8
492,240	5,215	-	41,545	C6SX
6,892,326	36,290	-	97,384	C780
2,101,827	495,900	-	2,273	C781
1,782	-	-	6,018	C827
1,618,592	-	1,785	7,989	C83Q
54,711	19,389	-	17,100	C853
1,701,483	-	-	192,084	C86G
-	-	-	-	C86N
205,492	-	-	786,362	C87C
341,318	508,325	-	1,650,357	C87G
262,943	63,158	-	656,142	C87H
450,142	5,584	-	44,274	C8BF
122,245	-	-	22,755	C8BH
321,587	229,671	-	148,742	C8CE
-	-	-	10,000	C8D5
27,828	-	-	68,698	C8D6
975,386	254,129	1,107	108,478	C8D7
420,661	227,638	9,159	164,418	C8D8
60,758	99,038	-	204	C8DH
467,776	107,775	-	(551)	C8DJ
3,263,995	915,970	189,727	142,808	C8ED
81,694	95,006	38,346	18,954	C8HA
9,155	61,080	-	3,615	C8J0
2,635,883	574,154	9,148	77,965	C8LG

**COMMONWEALTH OF KENTUCKY TRANSPORTATION CABINET  
ALLOTMENT AND EXPENDITURES STATEMENT  
CAPITAL PROJECTS FUND  
JULY 1, 2019 TO JUNE 30, 2020**

EMARS		PRIOR YEAR	CURRENT YEAR	TOTAL
FUND	PROJECT NAME	ALLOTMENTS	ALLOTMENTS	ALLOTMENTS
C8MS	CARTER CAVES STATE PARK SLOPE & PAVEMENT REPAIRS	58,950	-	58,950
C8MX	WHITLEY COUNTY WELCOME CRT-INT/EXT IMPROVEMENTS	250,000	-	250,000
C8MY	BEAUTIFICATION OF VARIOUS WELCOME CET & REST AREAS	50,000	-	50,000
C8MZ	CLARK COUNTY REST AREA-STRUCTURAL STABILIZATION	7,585	-	7,585
C8N1	LEVI JACKSON STATE PARK TRAVIS RD. RESURFACE	74,009	-	74,009
C8N2	BUCKHORN STATE PARK ASPHALT RESURFACING PICNIC&SHELTER AREA	26,000	-	26,000
C8N3	WOODFORD CO. REST AREA-REPLACE SEWER LIFT STATION PUMPS	139,430	-	139,430
C8NA	CAPITAL CITY AIRPORT HANGER 402 REPAIR	150,000	(8,107)	141,893
C8NC	WICKLIFFE MOUNDS STATE HISTORIC SITE - PARKING LOT	6,775	-	6,775
C8NN	POWELL COUNTY REST AREA REPAIRS & UPGRADES	143,483	-	143,483
C8P1	WAVELAND MUSEUM-STRIPE PARKING LOT	1,665	-	1,665
C8PL	ISAAC SHELBY STATE PARK PARKING LOT STRIPING	1,460	(1,460)	-
C8RQ	LAKE CUMBERLAND STATE PARK PARKING LOT STRIPING	6,200	-	6,200
C8T5	NEW ROWAN COUNTY WEIGH STATION	1,528,626	-	1,528,626
C8T6	SCOTT COUNTY REST AREA FAC UPGRADES & REPAIRS	425,000	5,700	430,700
C8T7	WOODFORD COUNTY REST AREA FAC UPGRADES & REPAIRS	461,000	19,000	480,000
C8UQ	DEMOLITION OF OLD C-1 GARAGE	452,625	-	452,625
C8VD	WAVELAND MUSEUM-PANEL SIGN REPLACEMENT	6,000	-	6,000
C8WV	EASTBOUND REST AREA REPAIRS WOODFORD CO.	438,000	31,625	469,625
C8XJ	LAKE MALONE STATE PARK	65,000	10,000	75,000
C8XK	KINGDOM COME STATE PARK	475,000	-	475,000
C8Y9	CONSTRUCT SECTION OFFICE-MADISON CO	400,000	-	400,000
C8YU	KENTUCKY AVIATION ECONOMIC DEVELOPMENT FUND	18,750,000	-	18,750,000
C8Z0	PARKS ROAD RESURFACING	1,058,000	8,043	1,066,043
C8Z1	PARKS VARIOUS REPAIRS	389,841	452,770	842,611
C8Z3	ENVIRONMENTAL REMEDIATION	450,000	-	450,000
C8Z4	ENVIRONMENTAL COMPLIANCE ANALYTICS & REPAIRS	450,000	-	450,000
C91C	CUMBERLAND FALLS RESORT ROADS	80,560	-	80,560
C91D	CONSTRUCT LINCOLN CO MAINT GARAGE	265,000	-	265,000
C91E	CONSTRUCT CLAY COUNTY DISTRICT OFFICE	500,000	-	500,000
C93T	AIRCRAFT MAINTENANCE POOL - 2018-2020	700,000	664,113	1,364,113
C93Y	CONSTRUCT CRITTENDEN CO. MAINTENANCE FACILITY & SALT STORAGE	1,850,000	-	1,850,000
C940	CONSTRUCT HOPKINS CO. MAINTENANCE FACILITY & SALT STORAGE	1,800,000	-	1,800,000
C94P	STRUCTURAL CONDITION MONTGOMERY CO REST AREA	16,000	-	16,000
C94Q	FRANKLIN CO MATERIALS LAB	110,000	-	110,000
C94T	MCCRACKEN CO WELCOME CENTER ROOF LEAKS	16,000	137,000	153,000
C954	CAP CITY AIRPORT HANGAR DOOR REPLACEMENT	500,000	-	500,000
C982	WAT4ER LINE RECONSTRUCTION	-	80,000	80,000
C998	BREATHITT COUNTY DISTRICT OFFICE DEMO	380,000	-	380,000
C9A1	ROOF REPAIRS AND REPLACEMENTS	140,000	377,725	517,725
C9B2	FLOYD COUNTY WIEGH STATION NEW BUILDING	90,000	428,000	518,000
C9B3	TOURISM WELCOME CENTER RE-IMAGING	-	40,000	40,000
C9B5	ROUGH RIVER MARINA PARKING LOT EROSION	-	30,000	30,000
C9BP	CARTER COUNTY GREENBO LAKE STATE PARK SIGN	7,000	-	7,000

PRIOR YEAR DISBURSEMENTS	CURRENT YEAR DISBURSEMENTS	UNLIQUIDATED ENCUMBRANCES	BALANCE	EMARS FUND
22,285	-	-	36,665	C8MS
25,033	14,624	58,284	152,059	C8MX
46,473	(29)	-	3,556	C8MY
7,585	-	-	-	C8MZ
74,009	-	-	-	C8N1
	24,987		1,013	C8N2
139,430	-	-	-	C8N3
140,686	1,207	-	-	C8NA
6,775	-	-	-	C8NC
143,483	-	-	-	C8NN
543	-	-	1,122	C8P1
	-	-	-	C8PL
5,483	-	-	717	C8RQ
1,459,690	22,017	8,275	38,644	C8T5
393,408	34,447	1,500	1,345	C8T6
304,736	28,141	101,430	45,693	C8T7
390,664	-	-	61,961	C8UQ
			6,000	C8VD
285,518	24,589	108,168	51,350	C8WV
	60,161		14,839	C8XJ
355,035	-	-	119,965	C8XK
25,653	424,847		(50,500)	C8Y9
2,214,195	3,525,400	6,778,217	6,232,188	C8YU
272,236	507,726	-	286,081	C8Z0
133,045	512,507	13,652	183,407	C8Z1
			450,000	C8Z3
			450,000	C8Z4
50,614	-		29,946	C91C
135,219	21,612		108,169	C91D
7,500	-		492,500	C91E
442,968	919,513	-	1,632	C93T
7,099	1,480,040		362,861	C93Y
59,813	51,858	21,360	1,666,969	C940
4,341	7,700		3,959	C94P
104,272	-		5,728	C94Q
3,875	36,800	18,385	93,940	C94T
5,613	-		494,387	C954
	8,830		71,170	C982
131,222	246,326	-	2,452	C998
12,050	440,040	48,904	16,731	C9A1
	367,201	33,315	117,484	C9B2
	21,712	16,068	2,220	C9B3
	9,713		20,287	C9B5
6,445	-		555	C9BP

**COMMONWEALTH OF KENTUCKY TRANSPORTATION CABINET  
ALLOTMENT AND EXPENDITURES STATEMENT  
CAPITAL PROJECTS FUND  
JULY 1, 2019 TO JUNE 30, 2020**

EMARS		PRIOR YEAR	CURRENT YEAR	TOTAL
FUND	PROJECT NAME	ALLOTMENTS	ALLOTMENTS	ALLOTMENTS
C9CB	DEMOLIITION & RE-CONSTR SIMPSON CO WELCOME CENTER	-	4,814,700	4,814,700
C9CC	DEMOLIITION & RE-CONSTR WHITLEY CO WELCOME CENTER	-	5,547,300	5,547,300
C9EG	SHELBY CO MAINT & TRAFFIC GARAGE NEW ROOF	-	136,247	136,247
C9EH	SHELBY CO SALT STORAGE	-	359,550	359,550
C9EJ	MAJOR REPAIRS BULLITT CO WELCOME CENTER	-	1,226,830	1,226,830
C9EN	MUHLENBERG CO SECTION OFFICE	-	425,000	425,000
C9ES	LAUREL CO WEIGH STATION BUILDINGS REPAIRS	-	100,000	100,000
C9F5	FAYETTE CO SECTION OFFICE NEW ROOF	-	53,813	53,813
C9F6	WARREN CO TRAFFIC GARAGE NEW ROOF	-	55,900	55,900
C9F7	PULASKI CO SALT STRUCTURE	-	431,260	431,260
C9F8	HARDIN CO MAINT. GARAGE NEW ROOF	-	67,500	67,500
C9F9	ROCKCASTLE CO SALT STRUCTURE	-	198,195	198,195
C9G7	MARSHALL CO SALT STRUCTURE	-	200,154	200,154
C9H9	DALE HOLLOW STATE PARK-DIRECTIONAL SINAGE	-	5,000	5,000
C9JU	SIGN FOR BLUE LICKS STATE PARK (FAYETTE CO I-75)	-	1,000	1,000
C9K9	BIG BONE PARK-MASTODON TRAIL RESURFACING	-	88,000	88,000
C9KB	SPENCER CO EQUIPMENT SHED	-	60,000	60,000
C9LX	FLOYD CO MINNIE MAINTENANCE GARAGE ROOF	-	90,000	90,000
C9MB	NATURAL BRIDGE RESURFACING	-	275,000	275,000
C9MC	NATURAL BRIDGE DRAINAGE REPAIRS	-	45,427	45,427
C9MK	ROUGH RIVER RESURFACING	-	225,000	225,000
C9MW	OLD MULKEY MEETING HOUSE ROAD & PARKING LOT	-	70,000	70,000
C9N7	JENNY WILEY STATE PARK CAMPGRAOUND ENTRANCE	-	115,050	115,050
C9NN	CARTER CAVES STARE PARK RESURFACE ENTRANCE ROAD	-	172,000	172,000
C9T9	TECHNISONIC TDFM-9000 RADIOS WITH INSTALLATION	-	35,887	35,887
C9TE	STORM WATER SAMPLING (LAORATORY COST)	-	30,000	30,000
C9TF	SPOT REMEDIATION AT WILKINSON BLVD	-	100,000	100,000
C9TG	POND SAMPLING-CLEANUPS AND SPILL CLEANUPS	-	100,000	100,000
C9TH	ENVIRONMENTAL COVENANTS (STATEWIDE FACILITIES)	-	100,000	100,000
C9TJ	GROUND-WATER SAMPLING AT WILKINSON	-	20,000	20,000
		-	-	-
CAPITAL PROJECTS FUND EXPENDITURES		314,443,458	18,306,653	332,750,111
NON BUDGETARY TRANSFERS OUT				
TRANSFER OUT TO ROAD FUND				
TRANSFER OUT TO AGENCY FUND				
TRANSFER OUT TO INTRA FD TR RF RESOURCES				
TOTAL NON BUDGETARY TRANSFERS OUT				

TOTAL CAPITAL PROJECTS FUND EXPENDITURES AND TRANSFERS FY20

PRIOR YEAR DISBURSEMENTS	CURRENT YEAR DISBURSEMENTS	UNLIQUIDATED ENCUMBRANCES	BALANCE	EMARS FUND
	1,646,349	2,730,650	437,701	C9CB
	2,746,379	2,211,254	589,667	C9CC
	136,247		-	C9EG
	359,550		-	C9EH
	948,535	227,917	50,378	C9EJ
	229,185	35,540	160,275	C9EN
	7,640		92,360	C9ES
	53,813		-	C9F5
	55,900		-	C9F6
	431,260		-	C9F7
	67,500		-	C9F8
	198,195		-	C9F9
	200,154		-	C9G7
	-		5,000	C9H9
	-		1,000	C9JU
	59,528	854	27,618	C9K9
	49,010	2,564	8,426	C9KB
	-	51,700	38,300	C9LX
	-		275,000	C9MB
	-		45,427	C9MC
	-		225,000	C9MK
	-		70,000	C9MW
	-		115,050	C9N7
	-		172,000	C9NN
	-		35,887	C9T9
	-		30,000	C9TE
	-		100,000	C9TF
	-		100,000	C9TG
	-		100,000	C9TH
	-		20,000	C9TJ
	-		-	
<hr/>	<hr/>	<hr/>	<hr/>	
272,056,184	22,379,581	12,743,861	25,570,485	
	2,294,309			T611
	116,238			T613
	7,165,612			T881
	<hr/>			
	9,576,159			
	<hr/>			
	<hr/>			
	31,955,740			
	<hr/>			

**COMMONWEALTH OF KENTUCKY TRANSPORTATION CABINET  
STATEMENT OF REVENUES EXPENDITURES, AND CHANGES IN FUND BALANCE  
CAPITAL PROJECTS FUND  
JULY 1, 2019 TO JUNE 30, 2020**

REVENUES:	
INTRA-FUND TRANSFER INVEST INCOME	700,000
INTRA-FUND TRANSFER BOND PROCEEDS	4,748,254
INTRA-FUND TRANSFER ROAD FUND RESOURCES	7,156,112
LOSS CLAIM PROCEEDS	644,598
FEDERAL HIGHWAY ADMINISTRATION AID	14,589
TOTAL REVENUES	<u>13,263,553</u>
EXPENDITURES:	
CAPITAL PROJECTS	22,379,587
TOTAL EXPENDITURES	<u>22,379,587</u>
EXCESS OF REVENUE OVER (UNDER) EXPENDITURES	(9,116,034)
OTHER SOURCES AND (USES) OF FINANCIAL RESOURCES	
OPERATING TRANSFERS-IN:	
OPERATING TRANSFERS-IN FROM ROAD FUND	7,365,000
OPERATING TRANSFERS-OUT:	
OPERATING TRANSFERS-OUT TO ROAD FUND	(2,294,309)
OPERATING TRANSFERS-OUT TO INTRA FD TR RF RESOURCES	(7,165,612)
OPERATING TRANSFERS-OUT TO AGENCY FUND	(116,238)
TOTAL OTHER SOURCES AND (USES) OF FINANCIAL RESOURCES	<u>(2,211,159)</u>
EXCESS OF REVENUE AND OTHER FINANCIAL SOURCES OVER (UNDER) EXPENDITURES	(11,327,193)
FUND BALANCE, JULY 1, 2019	30,187,395
FUND BALANCE, JUNE 30, 2020	<u><u>18,860,202</u></u>



**COMMONWEALTH OF KENTUCKY TRANSPORTATION CABINET**  
**STATEMENT OF REVENUES AND OTHER RECEIPTS**  
**ROAD FUND**  
**JULY 1, 2019 TO JUNE 30, 2020**

DESCRIPTION	ESTIMATED	ACTUAL	ACTUAL REVENUE	
	REVENUES		OVER (UNDER)	REVENUE
	7-1-19 TO 6-30-20	REVENUES	ESTIMATED	SOURCE
<b>TAXES</b>				
MOTOR FUELS NORMAL 51.8%	370,787,508	325,629,017	(45,158,491)	R120
MOTOR FUELS NORMAL 22.2%	158,908,932	139,555,293	(19,353,639)	R121
MOTOR FUELS NORMAL 18.3%	130,992,498	115,038,822	(15,953,676)	R122
MOTOR FUELS NORMAL 7.7%	55,117,062	48,404,313	(6,712,749)	R123
MOTOR FUELS NORMAL USE 51.8%	-	1,357,545	1,357,545	R126-AAA0
MOTOR FUELS NORMAL USE 22.2%	-	581,805	581,805	R127-AAB0
MOTOR FUELS NORMAL USE 18.3%	-	479,596	479,596	R128-AAC0
MOTOR FUELS NORMAL USE 7.7%	-	201,797	201,797	R129-AAD0
MOTOR FUELS SURTAX 51.8%	32,242,392	25,075,253	(7,167,139)	R126-ABA0
MOTOR FUELS SURTAX 22.2%	13,818,168	10,746,536	(3,071,632)	R127-ABB0
MOTOR FUELS SURTAX 18.3%	11,390,652	8,858,632	(2,532,020)	R128-ABC0
MOTOR FUELS SURTAX 7.7%	4,792,788	3,727,402	(1,065,386)	R129-ABD0
MOTOR FUELS USE TAX DEDICATED	-	292,868	292,868	R219-AAE0
MOTOR FUELS-GASOLINE	-	44,243,549	44,243,549	R216
MOTOR FUELS-SPECIAL FUELS	-	16,593,740	16,593,740	R217
MOTOR FUELS-LQ PETROLEUM	-	12,054	12,054	R218
MOTOR FUEL TRAN-ST SH 51.8%	-	1,585	1,585	R144
MOTOR FUEL TRAN-ST SH 22.2%	-	679	679	R145
MOTOR FUEL TRAN-ST SH 18.3%	-	560	560	R146
MOTOR FUEL TRAN-ST SH 7.7%	-	236	236	R147
SALES AND USE TAX	1,000	(38,024)	(39,024)	R130
MOTOR VEHICLE USAGE	481,599,000	428,979,403	(52,619,597)	R131
MOTOR VEHICLE RENTAL USAGE	51,000,000	49,332,223	(1,667,777)	R132-YY00,01,02,04
TRUCK TRIP PERMITS	950,000	799,840	(150,160)	R133-YY00
SALES AND USE TAX-SOLD TO NONRES	126,782	21,003,998	20,877,216	R136
U-DRIVE-IT PENALTY AND INTEREST	25,000	23,864	(1,136)	R137-YY00
COUNTY CLERKS PENALTY	(50,000)	(62,727)	(12,727)	R167
WEIGHT & USE TAX - PENALTY AND INTEREST	3,500,000	3,550,744	50,744	R168
WEIGHT DISTANCE TAX	84,100,000	83,374,856	(725,144)	R282-YY00
<b>TOTAL TAXES</b>	<b>1,399,301,782</b>	<b>1,327,765,459</b>	<b>(71,536,323)</b>	
<b>LICENSE, FEES AND PERMITS</b>				
NON-RECIPROCAL PERMITS	144,000	137,245	(6,755)	R135-YY00
ALCOHOL PRODUCER LICENSE		1,254	1,254	R169-YY00
MOTOR VEHICLE OPERATOR'S LICENSE	15,050,000	11,202,691	(3,847,309)	R301-YY00
DRIVER'S LICENSE - DRIVER EDUCATION	650,000	569,420	(80,580)	R302-YY00
DRIVER'S LICENSE - PHOTOGRAPH	1,400,000	1,158,444	(241,556)	R303-YY00
PASSENGER CAR LICENSE	29,246,150	26,550,735	(2,695,415)	R305-YY00,01
NATIONAL GUARD LICENSE PLATES	4,000	3,403	(597)	R305-YY00,03
PRISONER OF WAR LICENSE PLATES	25	56	31	R305-YY00,04
VOLUNTEER FIREMAN LICENSE PLATES	79,000	93,403	14,403	R305-YY00,05

**COMMONWEALTH OF KENTUCKY TRANSPORTATION CABINET**  
**STATEMENT OF REVENUES AND OTHER RECEIPTS**  
**ROAD FUND**  
**JULY 1, 2019 TO JUNE 30, 2020**

DESCRIPTION	ESTIMATED	ACTUAL REVENUE		
	REVENUES 7-1-19 TO 6-30-20	ACTUAL REVENUES	OVER (UNDER) ESTIMATED	REVENUE SOURCE
<b>LICENSE, FEES AND PERMITS</b>				
MOTORCYCLE LICENSE	600,000	556,085	(43,915)	R305-YY00,06
DEALER'S LICENSE	232,000	227,920	(4,080)	R305-YY00,07
TRAILER LICENSE	2,100,000	1,826,621	(273,379)	R305-YY00,08
DES LICENSE PLATES	15,000	13,917	(1,083)	R305-YY00,09
TEMPORARY TAGS	520,000	499,999	(20,001)	R305-YY00,10
CIVIL AIR PATROL LICENSE	1,000	901	(99)	R305-YY00,11
HISTORIC VEHICLE LICENSE PLATES	375,000	348,702	(26,298)	R305-YY00,12
ARMY RESERVE LICENSE PLATE	950,000	935,701	(14,299)	R305-YY00,13
CIVIC EVENT LICENSE PLATES	500	335	(165)	R305-YY00,14
PURPLE HEART RECIPIENT PLATE	4,000	2,992	(1,008)	R305,YY00,15
FRATERNAL ORDER OF POLICE PLATES	92,000	86,240	(5,760)	R305-YY00,16
MASONIC LICENSE PLATES	51,000	59,161	8,161	R305-YY00,17
HORSE COUNCIL LICENSE PLATE	302,000	270,996	(31,004)	R305-YY00,18
STREET ROD PLATES	2,000	1,679	(321)	R305-YY00,19
AMATEUR RADIO PLATES	9,000	7,724	(1,276)	R305-YY00,20
DEALER DEMONSTRATOR TAGS	6,000	4,005	(1,995)	R305-YY00,21
COLLEGIATE LICENSE PLATES	1,300,000	1,264,078	(35,922)	R305-YY00,22
JUDICIAL LICENSE PLATES	100	315	215	R305-YY00,23
GENERAL ASSEMBLY LICENSE PLATES	2,200	1,733	(467)	R305-YY00,24
ENVIRONMENTAL LICENSE PLATES	410,000	398,079	(11,921)	R305-YY00,26
CHILD VICTIMS LICENSE PLATES	36,000	32,102	(3,898)	R305-YY00,27
PERSONALIZED LICENSE PLATES	1,370,000	1,250,654	(119,346)	R305-YY00,28
KY LAW ENFORCEMENT MEMORIAL LIC PLATES	235,000	212,741	(22,259)	R305-YY00,29
INDEPENDENT COLLEGE LICENSE PLATES	83,000	80,370	(2,630)	R305-YY00,30
KY DUCKS UNLIMITED LICENSE PLATES	31,500	27,314	(4,186)	R305-YY00,31
SPAY & NEUTER PLATE	161,000	148,179	(12,821)	R305-YY00,32
SHARE THE ROAD PLATES	116,000	149,111	33,111	R305-YY00,33
KY COLONELS PLATES	75,000	97,621	22,621	R305-YY00,34
SPORTSMAN PLATES	173,000	212,370	39,370	R305-YY00,35
CHOOSE LIFE PLATES	53,000	66,570	13,570	R305-YY00,36
BREAST CANCER PLATES	300,000	387,446	87,446	R305-YY00,37
ZOO FOUNDATION PLATES	30,000	37,366	7,366	R305-YY00,38
KY DENTAL ASSOCIATION	5,300	6,882	1,582	R305-YY00,40
RYDER CUP	16,000	20,257	4,257	R305-YY00,41
AUTISM AWARENESS PLATE	115,000	143,467	28,467	R305-YY00,42
QUAIL UNLIMITED PLATE	58,500	78,084	19,584	R305-YY00,43
FRIENDS OF COAL	1,000,000	1,211,730	211,730	R305-YY00,44
KENTUCKY LINEMAN	52,000	66,130	14,130	R305-YY00,46
GOLD STAR FATHER	120	3	(117)	R305-YY00,47
GOLD STAR SPOUSE	120	3	(117)	R305-YY00,48
SILVER STAR	2,500	1,923	(577)	R305-YY00,49
BRONZE STAR VALOR	400	367	(33)	R305-YY00,50
KEENLAND ASSOCIATION	50,000	62,431	12,431	R305-YY00,51

**COMMONWEALTH OF KENTUCKY TRANSPORTATION CABINET  
STATEMENT OF REVENUES AND OTHER RECEIPTS  
ROAD FUND  
JULY 1, 2019 TO JUNE 30, 2020**

DESCRIPTION	ESTIMATED	ACTUAL	ACTUAL REVENUE	REVENUE
	REVENUES		OVER (UNDER)	
	7-1-19 TO 6-30-20	REVENUES	ESTIMATED	
<b>LICENSE, FEES AND PERMITS</b>				
IN GOD WE TRUST	<b>6,900,000</b>	6,614,801	(285,199)	R305-YY00,52
TEMPORARY MOTORCYCLE TAGS	7,000	6,774	(226)	R305-YY00,53
KOSAIR CHARITIES	20,000	24,383	4,383	R305-YY00,54
KENTUCKY LIBRARY ASSOCIATION	32,000	42,292	10,292	R305-YY00,55
CHIROPRACTOR PLATES	2,100	2,221	121	R305-YY00,56
I SUPPORT VETERANS	200,000	203,434	3,434	R305-YY00,57
JUVENILE DIABETES	16,000	22,120	6,120	R305-YY00,58
ROCK-IN GOD WE TRUST	17,000	19,375	2,375	R305-YY00,59
TRUST FOR LIFE	38,000	47,415	9,415	R305-YY00,69
SMALLMOUTH BASS	100,000	137,146	37,146	R305-YY00,70
DELTA SIGMA THETA SORORITY	8,000	9,607	1,607	R305-YY00,71
GOLD STAR SIBLING	120	266	146	R305-YY00,72
NATIONAL WILD TURKEY	33,000	37,875	4,875	R305-YY00,73
WHAS CRUSADE	4,000	5,329	1,329	R305-YY00,74
CURE KY KIDS	13,000	16,946	3,946	R305-YY00,75
KEEP FOUNDATION	60,000	72,763	12,763	R305-YY00,76
ALZHEIMER'S ASSOCIATION	50,000	68,311	18,311	R305-YY00,77
GOLD STAR SON	120	-	(120)	R305-YY00,78
GOLD STAR DAUGHTER	120	46	-	R305-YY00,79
DRIVE AWAY & UTILITY TRAILER PERMITS	35,000	33,870	(1,130)	R314-YY00
MEDICAL ALERT STICKERS	50	27	(23)	R317-YY00
TRUCK LICENSE STATE SHARE 70%	15,100,000	13,074,055	(2,025,945)	R321-YY00
TRANSFER MOTOR LICENSE	785,000	687,530	(97,470)	R324-YY00
TRUCK PERMITS	37,000	31,644	(5,356)	R327-YY00
OVERWEIGHT COAL TRUCK DECAL	315,000	120,460	(194,540)	R328-YY00
BUS LICENSE-EXCEPT CITY & SUBURBAN	4,500	6,350	1,850	R333-YY00
BUS CERTIFICATES & PERMITS	6,000	6,290	290	R334-YY00
TAXI LICENSE	103,000	97,318	(5,682)	R335-YY00
CONTRACT TAXICAB PERMITS	70,000	74,658	4,658	R336-YY00
HIGHWAY SPECIAL PERMITS	8,500,000	8,237,435	(262,565)	R337-YY00
U-DRIVE-IT PERMITS	61,000	60,750	(250)	R338-YY00
U-DRIVE-IT LICENSE	2,000,000	1,721,325	(278,675)	R339-YY00
PROPORTIONATE TRUCK REGISTRATION	50,383,575	48,116,271	(2,267,304)	R344-YY00,YY92
JUNK YARD LICENSE	5,000	208	(4,792)	R345-YY00
MOTOR VEHICLE TITLE RECEIPTS	6,000,000	5,163,320	(836,680)	R349-YY00
OPERATOR'S LIC. REINSTATEMENT FEES	1,200,000	1,060,500	(139,500)	R350-B1-YY00,GA04
MOTOR CARRIER IDENTIFICATION CARDS	5,962,000	14,778	(5,947,222)	R368-YY00
UNIFORM CARRIER REG KENTUCKY	126,782	4,733,061	4,606,279	R369,TCKY
<b>TOTAL LICENSE, FEES AND PERMITS</b>	<b>155,703,832</b>	<b>141,087,909</b>	<b>(14,615,849)</b>	

**COMMONWEALTH OF KENTUCKY TRANSPORTATION CABINET**  
**STATEMENT OF REVENUES AND OTHER RECEIPTS**  
**ROAD FUND**  
**JULY 1, 2019 TO JUNE 30, 2020**

DESCRIPTION	ESTIMATED	ACTUAL REVENUE		REVENUE SOURCE
	REVENUES 7-1-19 TO 6-30-20	ACTUAL REVENUES	OVER (UNDER) ESTIMATED	
<b>CHARGES FOR SERVICES</b>				
MOTOR VEHICLE LICENSE COMPUTER SERVICE	424,575	380,629	(43,946)	R401-YY88&H401
KYTC DEALER LICENSE FEES	300,000	22,525	(277,475)	R401-YY00-TC93
PHOTOGRAMMETRY	425	280	(145)	R401-YY00-TCPH
DRIVING HISTORY RECORD FEES	6,864,753	7,353,582	488,829	R404-YY00,YY88,TCDF
IGNITION INTERLOCK DEVICE PROGRAM	126,782	95,290	(31,492)	R404-GA31,TIID
DRIVER HISTORY RECORD DUI	140,097	88,819	(51,278)	R404-GA05
FEES FOR LEGAL SERV FR/PUBLIC	-	(3)	(3)	R407,YY00
MISCELLANEOUS RENTALS	400,000	314,995	(85,005)	R409
TRAFFIC OFFENDERS SCHOOL FEES	450,000	282,895	(167,105)	R411-YY00
HIGHWAY SIGN LOGO RENTAL	760,000	764,031	4,031	R412-YY00
<b>TOTAL CHARGES FOR SERVICES</b>	<b>9,466,632</b>	<b>9,303,043</b>	<b>(163,589)</b>	
<b>FINES AND FORFEITS</b>				
COAL ROAD RECOVERY FINES	13,500	9,409	(4,091)	R702-YY00
<b>TOTAL FINES AND FORFEITS</b>	<b>13,500</b>	<b>9,409</b>	<b>(4,091)</b>	
<b>INTEREST &amp; OTHER INVESTMENT INCOME</b>				
INTEREST INCOME	3,700,000	6,688,477	2,988,477	R771-YY00,SCHL,HA05
<b>TOTAL INTEREST &amp; OTHER INVESTMENT INCOM</b>	<b>3,700,000</b>	<b>6,688,477</b>	<b>2,988,477</b>	
<b>OTHER REVENUES</b>				
ACCESSIBLE PARKING REPL PLACARDS	126,782	573,563	446,781	R469
PROCEEDS FROM RECYCLABLE SALES	126,782	312,213	185,431	R810
PROCEEDS FROM ASSET DISPOSITION	1,600,000	726,791	(873,209)	R821
HIGHWAY MISCELLANEOUS RECEIPTS	126,782	449,210	322,428	R426,R827,R843
PROPERTY DAMAGE AND LOSS CLAIMS	2,000,000	4,222,294	2,222,294	R873
UNREDEEMED TREAS CHKS	126,782	126,421	(361)	R891, 11NE
REFUND OF PRIOR YEAR EXPENDITURES	126,782	358,469	231,687	R881 YY00,FD52,NX00
<b>TOTAL OTHER ESTIMATED REVENUES</b>	<b>4,233,910</b>	<b>6,768,961</b>	<b>2,535,051</b>	
<b>OTHER GOVERNMENTAL AGENCIES</b>				
REVENUE FROM US DEPT OF JUSTICE	126,782	3,018	(123,764)	R609
BRIDGING KENTUCKY PROGRAM	126,781	21,974	(104,807)	R613,FD55
REV FROM OTHER FEDERAL AGENCIES	126,781	(135,062)	(261,843)	R640
<b>TOTAL OTHER GOVERNMENTAL AGENCIES</b>	<b>380,344</b>	<b>(110,070)</b>	<b>(490,414)</b>	
<b>TOTAL REVENUE RECEIPTS</b>	<b>1,572,800,000</b>	<b>1,491,513,188</b>	<b>(81,286,738)</b>	
<b>OPERATING TRANSFERS IN</b>				
DUI SERVICE FEE		2,294,309		N10C
TRANSFER FROM AGENCY REVENUE FUND		1,829,800		N113
<b>TOTAL OPERATING TRANSFERS IN</b>		<b>4,124,109</b>		
<b>TOTAL CASH RECEIPTS</b>		<b>1,495,637,297</b>		

THIS PAGE INTENTIONALLY LEFT BLANK

**COMMONWEALTH OF KENTUCKY TRANSPORTATION CABINET  
ALLOTMENT AND EXPENDITURES STATEMENT  
ROAD FUND  
JULY 1, 2019 TO JUNE 30, 2020**

	SOURCE OF ALLOTMENTS		
	PRIOR YEAR ALLOTMENTS	CURRENT YEAR ALLOTMENTS	TOTAL ALLOTMENTS
<b>FINANCE AND ADMINISTRATION CABINET</b>			
<b>OFFICE OF ADMINISTRATION SERV</b>			
DPSX FINANCE POSTAL SERVICES	-	266,400	266,400
TOTAL OFFICE OF ADMIN SERV	-	266,400	266,400
<b>OFFICE OF SECRETARY</b>			
BA00 FINANCE-DEBT SERVICE	-	320,900	320,900
TOTAL OFFICE OF SECRETARY	-	320,900	320,900
<b>DEPARTMENT OF REVENUE</b>			
RSLX MISCELLANEOUS TAXES	-	3,068,600	3,068,600
RPVX DIVISION OF STATE VALUATION	-	552,400	552,400
TOTAL DEPARTMENT OF REVENUE	-	3,621,000	3,621,000
TOTAL FINANCE AND ADMIN CABINET	-	4,208,300	4,208,300
<b>JUSTICE AND PUBLIC SAFETY CABINET</b>			
<b>DEPT OF STATE POLICE</b>			
DD11 STATE POLICE OPERATIONS	-	94,559,500	94,559,500
CVER CVE R PROGRAM	-	591,000	591,000
TPRR TROOPER R PROGRAM	-	2,940,500	2,940,500
TOTAL STATE POLICE OPERATIONS	-	98,091,000	98,091,000
<b>KENTUCKY VEHICLE ENFORCEMENT</b>			
VE00 VEHICLE ENFORCEMENT	-	7,280,800	7,280,800
VMCS MOTOR CARRIER SAFETY ASST PROG	-	1,390,300	1,390,300
TOTAL KENTUCKY VEHICLE ENFORCEMENT	-	8,671,100	8,671,100
TOTAL JUSTICE AND PUBLIC SAFETY CABINET	-	106,762,100	106,762,100
<b>OFFICE OF STATE TREASURY</b>			
<b>TREASURY-GENERAL ADMINISTRATIVE</b>			
DA00 TREASURY GENERAL ADMINISTRATIVE	-	250,000	250,000
TOTAL TREASURY GENERAL ADMINISTRATIVE	-	250,000	250,000
TOTAL OFFICE OF STATE TREASURY	-	250,000	250,000
<b>GOVERNOR'S OFFICE OF HOMELAND SECURITY</b>			
HS00 HOMELAND SECURITY	-	312,000	312,000
TOTAL HOMELAND SECURITY	-	312,000	312,000
TOTAL GOVERNOR'S OFF OF HOMELAND SECURITY	-	312,000	312,000
<b>KENTUCKY ARTISAN CENTER AT BEREA</b>			
AC00 ARTISAN CENTER	-	553,000	553,000
TOTAL KY ARTISAN CENTER	-	553,000	553,000
TOTAL OTHER AGENCIES	-	112,085,400	112,085,400

DISPOSITION OF BALANCE						
OUTSTANDING ENCUMBRANCES	EXPENDITURES AND TRANSFERS	BALANCE	FORWARDED	LAPSE		FUNC
-	152,362	114,038	-	114,038		DPSX
-	152,362	114,038	-	114,038		
-	320,900	-	-	-		BA00
-	320,900	-	-	-		
-	3,068,600	-	-	-		RSLX
-	552,400	-	-	-		RPVX
-	3,621,000	-	-	-		
-	4,094,262	114,038	-	114,038		
-	72,803,893	21,755,607	-	21,755,607		DD11
-	429,509	161,491	-	161,491		CVER
29,059	2,261,404	650,037	-	679,096		TPRR
29,059	75,494,806	22,567,135	-	22,596,194		
-	5,343,725	1,937,075	-	1,937,075		VE00
-	2,619,383	(1,229,083)	-	(1,229,083)		VMCS
-	7,963,108	707,992	-	707,992		
29,059	83,457,914	23,275,127	-	23,304,186		
-	250,000	-	-	-		DA00
-	250,000	-	-	-		
-	250,000	-	-	-		
-	312,000	-	-	-		HS00
-	312,000	-	-	-		
-	312,000	-	-	-		
-	553,000	-	-	-		AC00
-	553,000	-	-	-		
29,059	88,667,176	23,389,165	-	23,418,224		

**COMMONWEALTH OF KENTUCKY TRANSPORTATION CABINET  
ALLOTMENT AND EXPENDITURES STATEMENT  
ROAD FUND  
JULY 1, 2019 TO JUNE 30, 2020**

	SOURCE OF ALLOTMENTS		
	PRIOR YEAR ALLOTMENTS	CURRENT YEAR ALLOTMENTS	TOTAL ALLOTMENTS
<b>TRANSPORTATION CABINET</b>			
<b>AIR TRANSPORTATION</b>			
<b>AVIATION</b>			
BE53 AVIATION ADMINISTRATION	-	1,829,800	1,829,800
TOTAL AVIATION	-	1,829,800	1,829,800
<b>CAPITAL CITY AIRPORT</b>			
BD01 CAPITAL CITY AIRPORT	-	959,200	959,200
TOTAL CAPITAL CITY AIRPORT	-	959,200	959,200
TOTAL AIR TRANSPORTATION	-	2,789,000	2,789,000
<b>REVENUE SHARING</b>			
<b>COUNTY ROAD AID</b>			
CA01 COUNTY ROAD AID	88,827	1,382,841	1,471,668
CA02 COUNTY ROAD AID-COOP	-	124,792,317	124,792,317
CA03 COUNTY ROAD AID-COOP EMER	4,124,793	3,403,841	7,528,634
CA08 COUNTY ROAD AID-COOP UNDISTRIBUTED	15,278,251	(5,201,948)	10,076,303
TOTAL COUNTY ROAD AID	19,491,871	124,377,051	143,868,922
<b>RURAL SECONDARY</b>			
CB01 RS EMERGENCY RESERVE	16,812,911	9,464,795	26,277,706
CB04 RS MAINTENANCE	-	57,239,400	57,239,400
CB05 RS UNDISTRIBUTED	21,100,005	(6,862,926)	14,237,079
CB06 RS CONSTRUCTION	54,234,073	86,309,966	140,544,039
CB07 RS ADMINISTRATION	2,188,527	4,732,400	6,920,927
TOTAL RURAL SECONDARY	94,335,516	150,883,635	245,219,151
<b>MUNICIPAL AID</b>			
CC01 MUNICIPAL AID	5,249,694	43,253,645	48,503,339
CC02 MUNICIPAL AID COOP	235,903	9,551,834	9,787,737
CC03 MUNICIPAL AID COOP EMER	595,048	295,424	890,472
CC08 MUNICIPAL AID- COOP UNDISTRIBUTED	3,581,931	(767,390)	2,814,541
TOTAL MUNICIPAL AID	9,662,576	52,333,513	61,996,089
<b>ENERGY RECOVERY</b>			
CD01 ENERGY RECOVERY	833,718	129,869	963,587
TOTAL ENERGY RECOVERY	833,718	129,869	963,587
TOTAL ENERGY RECOVERY	833,718	129,869	963,587



DISPOSITION OF BALANCE					
OUTSTANDING ENCUMBRANCES	EXPENDITURES AND TRANSFERS	BALANCE	FORWARDED	LAPSE	FUNC
-	1,829,731	69	-	69	BE53
-	1,829,731	69	-	69	
-	876,367	82,833	-	82,833	BD01
-	876,367	82,833	-	82,833	
-	2,706,098	82,902	-	82,902	
-	1,033,203	438,465	438,465	-	CA01
-	124,792,320	(3)	(3)	-	CA02
-	3,785,155	3,743,479	3,743,478	1	CA03
-	-	10,076,303	10,076,303	-	CA08
-	129,610,678	14,258,244	14,258,243	1	
2,543,488	10,420,093	13,314,125	15,857,613	-	CB01
-	57,239,400	-	-	-	CB04
-	-	14,237,079	14,237,079	-	CB05
28,896,504	80,096,194	31,551,341	60,447,844	1	CB06
-	4,418,628	2,502,299	2,502,299	-	CB07
31,439,992	152,174,315	61,604,844	93,044,835	1	
-	43,185,960	5,317,379	5,317,379	-	CC01
-	10,824,056	(1,036,319)	(1,036,319)	-	CC02
-	251,003	639,469	639,469	-	CC03
-	-	2,814,541	2,814,541	-	CC08
-	54,261,019	7,735,070	7,735,070	-	
780,436	291,880	(108,729)	671,707	-	CD01
780,436	291,880	(108,729)	671,707	-	
780,436	291,880	(108,729)	671,707	-	

**COMMONWEALTH OF KENTUCKY TRANSPORTATION CABINET**  
**ALLOTMENT AND EXPENDITURES STATEMENT**  
**ROAD FUND**  
**JULY 1, 2019 TO JUNE 30, 2020**

	SOURCE OF ALLOTMENTS		
	PRIOR YEAR ALLOTMENTS	CURRENT YEAR ALLOTMENTS	TOTAL ALLOTMENTS
<b>COMMISSIONERS OFFICE</b>			
CF01 COMMISSIONERS OFFICE	-	773,500	773,500
CF02 SPECIAL PROGRAMS	-	608,100	608,100
TOTAL COMMISSIONER'S OFFICE	-	1,381,600	1,381,600
TOTAL REVENUE SHARING	124,323,681	329,105,668	453,429,349
<b>HIGHWAYS</b>			
<b>RESEARCH</b>			
FA01 RESEARCH	2,727,276	1,144,000	3,871,276
TOTAL RESEARCH	2,727,276	1,144,000	3,871,276
<b>CONSTRUCTION</b>			
FD04 CONSTRUCTION	(3,010,207)	129,971,185	126,960,978
FD05 STATEWIDE RESURFACING	70,325,239	125,000,000	195,325,239
FD07 INDUSTRIAL ACCESS	3,368,417	-	3,368,417
FD11 CONTINGENCY	43,796,100	(26,000,000)	17,796,100
FD12 SHORT LINE RR ASST FUND	2,402,928	-	2,402,928
FD39 SECRETARY'S EMERG/DISCRET FUND	34,060,323	57,000,000	91,060,323
FD51 FHWA - SPECIAL PROJECTS	(1,718,579)	141,400	(1,577,179)
FD52 FEDERAL AID PROJECTS	19,513,304	67,694,300	87,207,604
FD54 LOUISVILLE BRIDGE PROJECT	(428,011)	-	(428,011)
FD55 BRIDGING KENTUCKY PRORAM	69,411,518	71,600,000	141,011,518
FDZZ INCIDENTAL JUDGEMENTS	(662,365)	662,365	-
TOTAL CONSTRUCTION	237,058,667	426,069,250	663,127,917
<b>MAINTENANCE</b>			
FE01 MAINTENANCE	15,203,765	310,506,600	325,710,365
FE02 BRIDGE MAINTENANCE	17,068,362	20,000,000	37,068,362
FE04 TRAFFIC	154,312	40,054,400	40,208,712
FE06 MAINTENANCE CAPITAL IMPROV.	537,627	750,000	1,287,627
FE07 REST AREA MAINTENANCE	470,814	9,000,000	9,470,814
TOTAL MAINTENANCE	33,434,880	380,311,000	413,745,880
<b>ENGINEERING ADMINISTRATION</b>			
FG01 CONSTRUCTION	-	2,329,200	2,329,200
FG02 MATERIALS	-	4,697,500	4,697,500
FG03 BRIDGES	-	1,007,000	1,007,000
FG04 DESIGN	-	3,952,900	3,952,900
FG07 ENVIRONMENTAL ANALYSIS	-	962,100	962,100
FG08 RIGHT OF WAY	-	1,674,400	1,674,400
FG09 PROGRAM MANAGEMENT	-	2,118,000	2,118,000
FG11 PLANNING	-	649,500	649,500
FG14 PROFESSIONAL SERVICES	-	977,600	977,600
TOTAL ENGINEERING ADMINISTRATION	-	18,368,200	18,368,200

DISPOSITION OF BALANCE					
OUTSTANDING ENCUMBRANCES	EXPENDITURES AND TRANSFERS	BALANCE	FORWARDED	LAPSE	FUNC
-	221,204	552,296	-	552,296	CF01
-	488,480	119,620	-	119,620	CF02
-	709,684	671,916	-	671,916	
32,220,428	337,047,576	84,161,345	115,709,855	671,918	
691,150	1,301,134	1,878,992	2,570,142	-	FA01
691,150	1,301,134	1,878,992	2,570,142	-	
134,976,225	165,397,009	(173,412,256)	(38,436,031)	-	FD04
61,693,991	128,632,275	4,998,973	66,692,964	-	FD05
1,795,074	924,764	648,579	2,443,653	-	FD07
-	-	17,796,100	17,796,100	-	FD11
1,305,791	1,574,447	(477,310)	828,481	-	FD12
35,784,062	48,798,549	6,477,712	42,261,774	-	FD39
543,203	3,081,995	(5,202,377)	(4,659,174)	-	FD51
37,683,204	39,352,651	10,171,749	47,854,953	-	FD52
-	7,336	(435,347)	(435,347)	-	FD54
20,262,599	9,730,732	111,018,187	131,280,786	-	FD55
-	500	(500)	(500)	-	FDZZ
294,044,149	397,500,258	(28,416,490)	265,627,659	-	
9,354,167	311,761,788	4,594,410	13,948,577	-	FE01
15,657,548	22,960,488	(1,549,674)	14,107,874	-	FE02
855,313	37,817,696	1,535,703	2,391,016	-	FE04
419,060	604,775	263,792	682,852	-	FE06
19,104	8,392,573	1,059,137	1,078,241	-	FE07
26,305,192	381,537,320	5,903,368	32,208,560	-	
-	2,282,685	46,515	-	46,515	FG01
5,153	3,805,526	886,821	-	891,974	FG02
128,287	810,534	68,179	-	196,466	FG03
-	4,077,076	(124,176)	-	(124,176)	FG04
-	829,235	132,865	-	132,865	FG07
-	830,410	843,990	-	843,990	FG08
-	1,546,446	571,554	-	571,554	FG09
-	482,392	167,108	-	167,108	FG11
-	863,886	113,714	-	113,714	FG14
133,440	15,528,190	2,706,570	-	2,840,010	

**COMMONWEALTH OF KENTUCKY TRANSPORTATION CABINET  
ALLOTMENT AND EXPENDITURES STATEMENT  
ROAD FUND  
JULY 1, 2019 TO JUNE 30, 2020**

	SOURCE OF ALLOTMENTS		
	PRIOR YEAR ALLOTMENTS	CURRENT YEAR ALLOTMENTS	TOTAL ALLOTMENTS
<b>PLANNING</b>			
FH01 DISTRICT OVERHEAD PLANNING	-	499,300	499,300
FH02 HIGHWAYS PLANNING	-	1,966,200	1,966,200
FH03 METROPOLITAN PLANNING	-	142,700	142,700
FH06 AREA DEVELOP DIST FINANCIAL ASST	-	1,005,000	1,005,000
TOTAL PLANNING	-	3,613,200	3,613,200
<b>OPERATIONS</b>			
FJ01 HIGHWAY DISTRICT OPERATIONS	-	27,652,700	27,652,700
FJ02 ADMINISTRATION EARNINGS-RS	-	(2,099,400)	(2,099,400)
FJ04 OFFICE OF THE COMMISSIONER	-	-	-
FJ05 CONTRACT PROCUREMENT	-	2,636,100	2,636,100
FJ06 STATE HIGHWAY ENGINEER	-	8,424,400	8,424,400
FJ08 DISTRICT LEGAL	-	-	-
TOTAL OPERATIONS	-	36,613,800	36,613,800
<b>OFFICE OF HWY SAFETY</b>			
FL01 SAFETY OFFICE	-	359,900	359,900
FL02 INCIDENT MANAGEMENT	-	4,604,200	4,604,200
FL03 HWY SAFETY PROGRAMS	-	905,500	905,500
TOTAL HWY SAFETY	-	5,869,600	5,869,600
TOTAL HIGHWAYS	273,220,823	871,989,050	1,145,209,873
<b>VEHICLE REGULATION</b>			
GA01 OFFICE OF THE COMMISSIONER	-	1,567,800	1,567,800
GA02 DRIVERS LICENSES	-	10,981,600	10,981,600
GA03 MOTOR CARRIERS	-	4,882,500	4,882,500
GA04 MOTOR VEHICLE LICENSES	-	3,329,200	3,329,200
GA05 DRIVER HISTORY RECORD DUI	-	36,000	36,000
GA06 CUSTOMER SERVICE	-	1,311,500	1,311,500
GA07 DRIVERS EDUCATION	-	662,000	662,000
GA08 PHOTO LICENSES	-	4,058,900	4,058,900
GA09 TRAFFIC OFFENDERS SCHOOL	-	639,000	639,000
GA10 VEHICLE TITLING	-	3,934,400	3,934,400
GA31 IGNITION INTERLOCK DEVICE PROGRAM	-	186,000	186,000
TOTAL VEHICLE REGULATION	-	31,588,900	31,588,900
TOTAL VEHICLE REGULATION	-	31,588,900	31,588,900
<b>DEBT SERVICE</b>			
HA05 ED - LEASE RENTAL	-	150,097,400	150,097,400
TOTAL DEBT SERVICE	-	150,097,400	150,097,400
TOTAL DEBT SERVICE	-	150,097,400	150,097,400

DISPOSITION OF BALANCE					
OUTSTANDING ENCUMBRANCES	EXPENDITURES AND TRANSFERS	BALANCE	FORWARDED	LAPSE	FUNC
-	172,017	327,283	-	327,283	FH01
-	1,541,693	424,507	-	424,507	FH02
-	124,494	18,206	-	18,206	FH03
-	840,196	164,804	-	164,804	FH06
-	2,678,400	934,800	-	934,800	
104,762	25,957,399	1,590,539	-	1,695,301	FJ01
-	(2,561,304)	461,904	-	461,904	FJ02
-	2,377	(2,377)	-	(2,377)	FJ04
-	2,454,899	181,201	-	181,201	FJ05
259,007	7,325,682	839,711	-	1,098,718	FJ06
363,769	33,179,053	3,070,978	-	3,434,747	
-	163,856	196,044	-	196,044	FL01
-	4,412,088	192,112	-	192,112	FL02
-	547,171	358,329	-	358,329	FL03
-	5,123,115	746,485	-	746,485	
321,537,700	836,847,470	(13,175,297)	300,406,361	7,956,042	
-	1,428,241	139,559	-	139,559	GA01
399,549	7,776,002	2,806,049	-	3,205,598	GA02
-	3,960,256	922,244	-	922,244	GA03
-	3,468,901	(139,701)	-	(139,701)	GA04
-	-	36,000	-	36,000	GA05
-	858,088	453,412	-	453,412	GA06
567,409	400,525	(305,934)	-	261,475	GA07
-	3,148,123	910,777	-	910,777	GA08
664,514	396,921	(422,435)	-	242,079	GA09
-	3,622,480	311,920	-	311,920	GA10
-	132,121	53,879	-	53,879	GA31
1,631,472	25,191,658	4,765,770	-	6,397,242	
1,631,472	25,191,658	4,765,770	-	6,397,242	
-	142,492,346	7,605,054	-	7,605,054	HA05
-	142,492,346	7,605,054	-	7,605,054	
-	142,492,346	7,605,054	-	7,605,054	

**COMMONWEALTH OF KENTUCKY TRANSPORTATION CABINET  
ALLOTMENT AND EXPENDITURES STATEMENT  
ROAD FUND  
JULY 1, 2019 TO JUNE 30, 2020**

SOURCE OF ALLOTMENTS		
PRIOR YEAR ALLOTMENTS	CURRENT YEAR ALLOTMENTS	TOTAL ALLOTMENTS

**GENERAL ADMINISTRATION AND SUPPORT**

OFFICE OF SECRETARY			
KA01 GENERAL COUNSEL	-	4,830,400	4,830,400
KA02 BOARD OF CLAIMS	-	885,700	885,700
KA10 OFFICE OF MINORITY AFFAIRS	-	1,166,700	1,166,700
KA21 SECRETARY'S OFFICE	-	1,853,000	1,853,000
KA22 PUBLIC RELATIONS	-	802,000	802,000
KA23 POLICY & FISCAL MANAGEMENT	-	1,732,300	1,732,300
KA24 ADMINISTRATIVE SUPPORT EARNINGS	-	(1,086,000)	(1,086,000)
KA35 TRANSPORTATION ACCOUNTABILITY	-	858,400	858,400
KA40 DIVISION OF ACCOUNTS	-	2,367,300	2,367,300
KA46 OFFICE OF PERSONNEL MANAGEMENT	-	822,900	822,900
KA47 SUPPORT SERVICES	-	346,400	346,400
KA48 FACILITY MANAGEMENT	-	18,113,600	18,113,600
KA49 GRAPHIC DESIGN AND PRINTING	-	1,830,700	1,830,700
KA50 DIVISION OF PURCHASES	-	774,100	774,100
KA51 INFORMATION TECHNOLOGY	-	15,552,500	15,552,500
KA52 TECHNOLOGY INFRASTRUCTURE	-	19,758,500	19,758,500
KA57 PERSONNEL ADMIN	-	1,514,300	1,514,300
KA58 EMPLOYEE MANAGEMENT	-	1,480,000	1,480,000
KA59 PROFESSIONAL DEVEL & ORG	-	1,984,400	1,984,400
KA60 AUDITS	-	1,210,900	1,210,900
KA61 ROAD FUND AUDITS	-	2,356,700	2,356,700
KA62 AUDIT SERVICES	-	2,038,300	2,038,300
TOTAL OFFICE OF SECRETARY	-	81,193,100	81,193,100

**TRANSFERS TO CAPITAL CONSTRUCTION**

ND00 TRANSFERS TO CAP CONSTRUCTION	-	6,940,000	6,940,000
TOTAL TRANSFERS TO CAP CONSTRUCTION	-	6,940,000	6,940,000

TOTAL TRANSPORTATION CABINET	397,544,504	1,473,703,118	1,871,247,622
------------------------------	-------------	---------------	---------------

TOTAL ALL CABINETS	397,544,504	1,585,788,518	1,983,333,022
--------------------	-------------	---------------	---------------

**NON-BUDGETARY**

RECEIPTS TO SURPLUS  
NE00 / AN05 UNREDEEMED CHECKS  
11NE  
TOTAL RECEIPTS TO SURPLUS

TOTAL NON-BUDGETARY

TOTAL ROAD FUND EXPENDITURES AND TRANSFERS FY20

DISPOSITION OF BALANCE					
OUTSTANDING ENCUMBRANCES	EXPENDITURES AND TRANSFERS	BALANCE	FORWARDED	LAPSE	FUNC
-	3,924,463	905,937	-	905,937	KA01
-	509,376	376,324	-	376,324	KA02
-	978,247	188,453	-	188,453	KA10
-	1,541,875	311,125	-	311,125	KA21
-	692,816	109,184	-	109,184	KA22
-	967,915	764,385	-	764,385	KA23
-	(1,318,914)	232,914	-	232,914	KA24
-	795,180	63,220	-	63,220	KA35
14,025	1,955,710	397,565	-	411,590	KA40
-	621,110	201,790	-	201,790	KA46
-	77,103	269,297	-	269,297	KA47
18,100	17,450,941	644,559	-	662,659	KA48
-	1,681,519	149,181	-	149,181	KA49
-	715,526	58,574	-	58,574	KA50
-	14,835,280	717,220	-	717,220	KA51
-	20,488,980	(730,480)	-	(730,480)	KA52
-	1,328,068	186,232	-	186,232	KA57
725	1,265,089	214,186	-	214,911	KA58
-	1,400,630	583,770	-	583,770	KA59
-	1,075,789	135,111	-	135,111	KA60
-	1,995,774	360,926	-	360,926	KA61
-	1,854,381	183,919	-	183,919	KA62
32,850	74,836,858	6,323,392	-	6,356,242	
-	6,940,000	-	-	-	ND00
-	6,940,000	-	-	-	
355,422,450	1,426,062,006	89,763,166	416,116,216	29,069,400	
355,451,509	1,514,729,182	113,152,331	416,116,216	52,487,624	
	60,854	(60,854)	-	(60,854)	NE00/AN05
	50,170	(50,170)	-	(50,170)	11NE
	111,024	(111,024)	-	(111,024)	
	111,024	(111,024)	-	(111,024)	
	1,514,840,206	113,041,307	416,116,216	52,376,600	

**COMMONWEALTH OF KENTUCKY TRANSPORTATION CABINET**  
**STATEMENT OF REVENUES, EXPENDITURES, AND CHANGES IN FUND BALANCE**  
**ROAD FUND**  
**JULY 1, 2019 TO JUNE 30, 2020**

REVENUES:	
TAXES	1,327,765,459
LICENSE, FEES AND PERMITS	141,087,909
CHARGES FOR SERVICES	9,303,043
FINES AND FORFEITURES	9,409
INTEREST AND OTHER INVESTMENT INCOME	6,688,477
OTHER REVENUES	6,768,961
OTHER GOVERNMENTAL AGENCIES	(110,070)
TOTAL REVENUES	1,491,513,188
EXPENDITURES:	
FINANCE AND ADMINISTRATION CABINET	4,094,262
JUSTICE CABINET	83,457,914
STATE TREASURY OFFICE	250,000
GOVERNOR OFFICE HLS	312,000
KENTUCKY ARTISAN CENTER AT BEREA	553,000
AIR TRANSPORTATION	2,706,098
REVENUE SHARING	337,047,576
HIGHWAYS	836,847,470
VEHICLE REGULATION	25,191,658
DEBT SERVICE	142,492,346
GENERAL ADMINISTRATION AND SUPPORT	74,836,858
TRANSFERS TO CAPITAL CONSTRUCTION	6,940,000
UNREDEEMED CHECKS	60,854
TOTAL EXPENDITURES	1,514,790,036
EXCESS OF REVENUES OVER (UNDER) EXPENDITURES	(23,276,848)
OPERATING TRANSFERS-IN	
OTHER FINANCING SOURCES	
OPERATING TRANSFERS-IN FROM DUI SERVICE FEE	2,294,309
OPERATING TRANSFERS-IN FROM AGENCY REVENUE FUND	1,829,800
OPERATING TRANSFERS-OUT	
OPERATING TRANSFERS OUT 11NE	(50,170)
NET OTHER SOURCES (USES) OF FINANCIAL RESOURCES	4,073,939
EXCESS OF REVENUE AND OTHER FINANCIAL SOURCES OVER (UNDER) EXPENDITURES	(19,202,909)
FUND BALANCE, JULY 1, 2019	472,782,560
FUND BALANCE, JUNE 30, 2020	453,579,651



**COMMONWEALTH OF KENTUCKY TRANSPORTATION CABINET  
STATEMENT OF REVENUES AND OTHER RECEIPTS  
FEDERAL FUND  
JULY 1, 2019 TO JUNE 30, 2020**

	ACTUAL REVENUES	REVENUE SOURCE
AIR DEVELOPMENT PROGRAM	85,733	R616,R618
TOTAL AVIATION	<u>85,733</u>	
PUBLIC TRANSPORTATION DEV PROG	34,241,787	R615
TOTAL PUBL TRANS DEV PROG	<u>34,241,787</u>	
FEDERAL HIGHWAY ADMINISTRATION AID	947,888,006	R613
TOTAL FED HWY ADMIN AID	<u>947,888,006</u>	
FEDERAL AID HIGHWAY SAFETY	795,949	R614
FEDERAL AID HIGHWAY SAFETY - NHTSA	5,423,241	R614
TOTAL FED AID HWY SAFETY	<u>6,219,190</u>	
REV FROM US DEPT OF TREASURY	403,815	R611
TOTAL OTHER FEDERAL AGENCIES	<u>403,815</u>	
TOTAL CASH RECEIPTS	<u><u>988,838,531</u></u>	

**COMMONWEALTH OF KENTUCKY TRANSPORTATION CABINET  
ALLOTMENT AND EXPENDITURES STATEMENT  
FEDERAL FUND  
JULY 1, 2019 TO JUNE 30, 2020**

	SOURCE OF ALLOTMENTS		
	PRIOR YEAR ALLOTMENTS	CURRENT YEAR ALLOTMENTS	TOTAL ALLOTMENTS
<b>AIR TRANSPORTATION</b>			
REGULATORY			
AIR DEVELOPMENT			
BC62 GENERAL AVIATION FEDERAL GRANTS	40,338	549,300	589,638
TOTAL AIRPORT DEVELOPMENT CONST	40,338	549,300	589,638
CAPITAL CITY AIRPORT			
BD01 CAPITAL CITY AIRPORT - COVID	-	700	700
TOTAL CAPITAL CITY AIRPORT	-	700	700
TOTAL AIR TRANSPORTATION	40,338	550,000	590,338
<b>PUBLIC TRANSPORTATION</b>			
EA52 MASS TRANSPORTATION CONST	26,028,023	25,768,300	51,796,323
EA52 MASS TRANSPORTATION CONST - COVID	-	22,894,200	22,894,200
TOTAL PUBLIC TRANSPORTATION	26,028,023	48,662,500	74,690,523
TOTAL PUBLIC TRANSPORTATION	26,028,023	48,662,500	74,690,523
<b>HIGHWAYS</b>			
RESEARCH			
FA01 RESEARCH	498,488	3,383,400	3,881,888
TOTAL RESEARCH	498,488	3,383,400	3,881,888
CONSTRUCTION			
FD51 SPECIAL PROGRAMS	58	-	58
FD52 FEDERAL AID PROJECTS - COVID	-	16,400	16,400
FD52 FEDERAL AID PROJECTS	(58,367,701)	510,094,500	451,726,799
FD52 FEDERAL AID PROJECTS - ARRA	8,009,184	-	8,009,184
FD53 GARVEE BOND DEBT SERVICE	231,269,831	95,141,400	326,411,231
FD54 LOUISVILLE BRIDGE PROJECT	718,493	1,339,200	2,057,693
FD55 BRIDGING KY PROGRAM	102,525,248	107,400,000	209,925,248
TOTAL CONSTRUCTION	284,155,113	713,991,500	998,146,613
MAINTENANCE			
FE01 MAINTENANCE - COVID	-	122,800	122,800
FE02 BRIDGE MAINTENANCE - COVID	-	2,100	2,100
FE04 TRAFFIC - COVID	-	13,700	13,700
FE07 REST AREA MAINTENANCE - COVID	-	500	500
TOTAL MAINTENANCE	-	139,100	139,100
ENGINEERING ADMINISTRATION			
FG08 RIGHT OF WAY - COVID	-	100	100
TOTAL ENGINEERING ADMINISTRATION	-	100	100
PLANNING			
FH02 HIGHWAYS PLANNING	-	10,346,400	10,346,400
FH02 HIGHWAYS PLANNING - COVID	-	-	-
FH03 METROPOLITAN PLANNING	-	2,152,400	2,152,400
FH03 METROPOLITAN PLANNING - COVID	-	100	100
TOTAL PLANNING	-	12,498,900	12,498,900

DISPOSITION OF BALANCE					
OUTSTANDING ENCUMBRANCES	EXPENDITURES AND TRANSFERS	BALANCE	FORWARDED	LAPSE	FUNC
6,242	201,429	381,967	315,562	72,647	BC62
6,242	201,429	381,967	315,562	72,647	
-	622	78	-	78	BD01
-	622	78	-	78	
6,242	202,051	382,045	315,562	72,725	
31,145,596	34,791,358	(14,140,631)	17,004,965	-	EA52
-	-	22,894,200	22,894,200	-	EA52
31,145,596	34,791,358	8,753,569	39,899,165	-	
31,145,596	34,791,358	8,753,569	39,899,165	-	
-	1,917,690	1,964,198	1,964,197	1	FA01
-	1,917,690	1,964,198	1,964,197	1	
-	-	58	58	-	FD51
-	-	16,400	-	16,400	FD52
1,081,951,013	767,466,361	(1,397,690,575)	(315,739,562)	-	FD52
-	-	8,009,184	8,009,184	-	FD52
-	95,141,307	231,269,924	231,269,923	1	FD53
869,244	5,355	1,183,094	2,052,338	-	FD54
124,946,852	63,674,357	21,304,039	146,250,891	-	FD55
1,207,767,109	926,287,380	(1,135,907,876)	71,842,832	16,401	
-	122,843	(43)	-	(43)	FE01
-	2,081	19	-	19	FE02
-	13,678	22	-	22	FE04
-	440	60	-	60	FE07
-	139,042	58	-	58	
-	17	83	-	83	FG08
-	17	83	-	83	
404,465	10,002,359	(60,424)	-	344,041	FH02
-	43	(43)	-	(43)	FH02
-	2,302,767	(150,367)	-	(150,367)	FH03
-	-	100	-	100	FH03
404,465	12,305,169	(210,734)	-	193,731	

**COMMONWEALTH OF KENTUCKY TRANSPORTATION CABINET  
ALLOTMENT AND EXPENDITURES STATEMENT  
FEDERAL FUND  
JULY 1, 2019 TO JUNE 30, 2020**

	SOURCE OF ALLOTMENTS		
	PRIOR YEAR ALLOTMENTS	CURRENT YEAR ALLOTMENTS	TOTAL ALLOTMENTS
<b>OPERATIONS</b>			
FJ01 HIGHWAY DISTRICT OPERATIONS - COVID	-	5,100	5,100
TOTAL OPERATIONS	-	5,100	5,100
<b>EQUIPMENT SERVICES</b>			
FK01 EQUIPMENT OPERATIONS - COVID	-	185,200	185,200
TOTAL EQUIPMENT SERVICES	-	185,200	185,200
<b>OFFICE OF HWY SAFETY</b>			
FL02 INCIDENT MANAGEMENT - COVID	-	102,900	102,900
FL03 HWY SAFETY PROGRAMS - NHTSA	-	9,767,000	9,767,000
TOTAL HWY SAFETY	-	9,869,900	9,869,900
TOTAL HIGHWAYS	284,653,601	740,073,200	1,024,726,801
<b>VEHICLE REGULATION</b>			
GA02 DRIVER LICENSING	-	557,200	557,200
GA02 DRIVER LICENSING - COVID	-	500	500
GA03 MOTOR CARRIERS	-	4,080,000	4,080,000
TOTAL VEHICLE REGULATION	-	4,637,700	4,637,700
TOTAL VEHICLE REGULATION	-	4,637,700	4,637,700
<b>GENERAL ADMINISTRATION AND SUPPORT</b>			
<b>OFFICE OF SECRETARY</b>			
KA48 FACILITY MANAGEMENT - COVID	-	18,400	18,400
TOTAL OFFICE OF SECRETARY	-	18,400	18,400
TOTAL FEDERAL FUND	310,721,962	793,941,800	1,104,663,762

TOTAL FEDERAL FUND EXPENDITURES AND TRANSFERS FY20

DISPOSITION OF BALANCE			FORWARDED (SEE NOTES)	LAPSE	FUNC
OUTSTANDING ENCUMBRANCES	EXPENDITURES AND TRANSFERS	BALANCE			
-	5,004	96	-	96	FJ01
-	5,004	96	-	96	
-	121,063	64,137	-	64,137	FK01
-	121,063	64,137	-	64,137	
-	102,857	43	-	43	FL02
-	5,220,567	4,546,433	-	4,546,433	FL03
-	5,323,424	4,546,476	-	4,546,476	
1,208,171,574	946,098,789	(1,129,543,562)	73,807,029	4,820,983	
-	87,445	469,755	-	469,755	GA02
	461	39	-	39	GA02
78,148	1,607,027	2,394,825	-	2,472,973	GA03
78,148	1,694,933	2,864,619	-	2,942,767	
78,148	1,694,933	2,864,619	-	2,942,767	
-	18,355	45	-	45	KA48
-	18,355	45	-	45	
1,239,401,560	982,805,486	(1,117,543,284)	114,021,756	7,836,520	
	982,805,486	(1,117,543,284)	114,021,756	7,836,520	

**COMMONWEALTH OF KENTUCKY TRANSPORTATION CABINET  
STATEMENT OF REVENUES, EXPENDITURES, AND CHANGES IN FUND BALANCE  
FEDERAL FUND  
JULY 1, 2019 TO JUNE 30, 2020**

INTERGOVERNMENTAL REVENUES:	
AIRPORT INSPECTION PROGRAM	85,733
PUBLIC TRANSPORTATION DEVELOPMENT PROGRAM	34,241,787
FEDERAL HIGHWAY ADMIN AID	947,888,006
FEDERAL AID HIGHWAY SAFETY	6,219,190
OTHER GOVERNMENTAL AGENCY	403,815
TOTAL REVENUES	988,838,531
EXPENDITURES:	
AIR TRANSPORTATION	202,051
PUBLIC TRANSPORTATION	34,791,358
HIGHWAYS	946,098,789
VEHICLE REGULATION	1,694,933
GENERAL ADMINISTRATION	18,355
TOTAL EXPENDITURES	982,805,486
EXCESS OF REVENUE AND OTHER FINANCIAL SOURCES OVER (UNDER) EXPENDITURES	6,033,045
FUND BALANCE, JULY 1, 2019	(84,170,750)
FUND BALANCE, JUNE 30, 2020	(78,137,705)

**COMMONWEALTH OF KENTUCKY TRANSPORTATION CABINET  
STATEMENT OF REVENUES AND OTHER RECEIPTS  
AGENCY FUND  
JULY 1, 2019 TO JUNE 30, 2020**

DESCRIPTION	ACTUAL REVENUES	REVENUE SOURCE
<b>TAXES</b>		
AVIATION FUEL SALES TAX	18,798,885	R150
TOTAL TAXES	18,798,885	
<b>LICENSE, FEES, AND PERMITS</b>		
MOTOR VEHICLE COMMISSION RECEIPTS	943,729	R403
MOTOR BOAT TITLING	236,958	R357
GENERAL FEES FROM PUBLIC	1,232,299	R404
WASTE TRANSPORT PERMITS AND LIC	44,522	R348
COMMERCIAL DRIVER'S LICENSE	791,433	R301
OTHER FEES RELATED TO LICENSES	1,937,334	R386
PASS CAR/AVIS REPLACEMENT ACCT	4,016,812	R305
PASS CAR/COUNTY CLERK IT IMPROV ACCT	4,036,639	R305
PASS CAR/COUNTY CLERK SUPPLEMENT ACCT	4,036,639	R305
OPERATORS LICENSE REIN FEES	208,960	R350
TOTAL LICENSE, FEES AND PERMITS	17,485,325	
<b>OTHER REVENUES</b>		
MOTOR VEH-USE TAX DEDICATED CAPITAL CITY AIRPORT	3,152	R219
EQUIPMENT RENTAL INCOME	58,973,680	R498
GENERAL SALES TO PUBLIC	383,456	R401
GENERAL RENTALS & RENT OF BLDG TO PUBLIC	121,436	R402,R409
GENERAL SERVICES TO PUBLIC	3,675,039	R426
PROCEEDS FROM ASSET DISPOSITION	3,806,630	R821
EQUIPMENT PROPERTY DAMAGE	80,142	R873
MISCELLANEOUS DONATIONS	1,000	R802
INTEREST INCOME	837,370	R771
2005 GA AUTH ED BOND SERIES	1,104,317	R771
2008 GA AUTH BRAC BONDS	366,068	R771
REFUND OF PRIOR YR EXPEND	3,175	R881
FINES	163	R701
TOTAL OTHER REVENUES	69,355,628	

**COMMONWEALTH OF KENTUCKY TRANSPORTATION CABINET  
STATEMENT OF REVENUES AND OTHER RECEIPTS  
AGENCY FUND  
JULY 1, 2019 TO JUNE 30, 2020**

DESCRIPTION	ACTUAL REVENUES	REVENUE SOURCE
<u>REVENUE FROM OTHER GOVERNMENTS</u>		
FEDERAL AID-AIRPORT INSPECTIONS	21,450	R618
GENERAL SALES TO OTH ST AGY	91,652	R431
GENERAL RENTALS TO OTH ST AGY	4,600	R432
GENERAL FEES FROM OTH ST AGY	803,719	R434
GENERAL SERVS TO OTH ST AGY	66,233	R436
RENT OF BLDGS TO OTH ST AGY	35,750	R439
MAINT REC CHARGED TO OTH ST AGY	567,030	R442
CAPITAL CITY AIRPORT	13,611	R611
FEDERAL AID-HIGHWAY SAFETY	(82,449)	R614
OTHER STATE REVENUES	<u>5,318,784</u>	R681
TOTAL REV. FROM OTHER GOVERNMENTS	6,840,380	
TOTAL REVENUES	<u>112,480,218</u>	
<u>TRANSFERS IN</u>		
TRANSFER FROM FEDERAL FUND FEMA	7,032,020	N112
TRANSFER FROM CAPITAL PROJECT FUND	<u>116,238</u>	N10C
TOTAL OPERATING TRANSFERS IN	7,148,258	
TOTAL CASH RECEIPTS	<u><u>119,628,476</u></u>	



THIS PAGE INTENTIONALLY LEFT BLANK

**COMMONWEALTH OF KENTUCKY TRANSPORTATION CABINET  
ALLOTMENT AND EXPENDITURES STATEMENT  
AGENCY FUND  
JULY 1, 2019 TO JUNE 30, 2020**

	SOURCE OF ALLOTMENTS		
	PRIOR YEAR ALLOTMENTS	CURRENT YEAR ALLOTMENTS	TOTAL ALLOTMENTS
<b>AIR TRANSPORTATION</b>			
AIR DEVELOPMENT			
BC02 AIRPORT INSPECTION 137D	-	16,400	16,400
BC02 AIRPORT INSPECTION 13N2	-	15,200	15,200
BC51 AERONAUTICS	-	1,948,300	1,948,300
BC53 AVIATION ECONOMIC DEV	14,583,326	8,298,673	22,881,999
BC54 FEDERAL PROJECT MATCH	1,185,203	3,388,327	4,573,530
TOTAL AIR DEVELOPMENT	15,768,529	13,666,900	29,435,429
CAPITAL CITY AIRPORT			
BD01 CAPITAL CITY AIRPORT	-	1,680,600	1,680,600
BD02 AIRPORT OPERATIONS	-	-	-
TOTAL CAPITAL CITY AIRPORT	-	1,680,600	1,680,600
TOTAL AIR TRANSPORTATION	15,768,529	15,347,500	31,116,029
<b>PUBLIC TRANSPORTATION</b>			
EA52 PUBLIC TRANSPORTATION	-	100,000	100,000
EA53 HUMAN SERVICES TRANSPORTATION ADMIN	-	761,900	761,900
TOTAL PUBLIC TRANSPORTATION	-	861,900	861,900
TOTAL PUBLIC TRANSPORTATION	-	861,900	861,900
<b>HIGHWAYS</b>			
CONSTRUCTION			
FD04 CONSTRUCTION	196,120	5,391,500	5,587,620
FD05 STATEWIDE RESURFACING	-	-	-
FD39 SEC EMERG/DISCRET FUND	-	-	-
FD51 FHWA-SPECIAL PROJECTS	-	-	-
FD52 FEDERAL AID PROJECTS	-	20,000,000	20,000,000
FD54 LOUISVILLE BRIDGE PROJECT	-	388,900	388,900
FD55 BRIDGING KENTUCKY PROGRAM	-	1,000,000	1,000,000
TOTAL CONSTRUCTION	196,120	25,780,400	26,976,520
MAINTENANCE			
FE01 MAINTENANCE	-	4,187,900	4,187,900
FE04 TRAFFIC	-	-	-
TOTAL MAINTENANCE	-	4,187,900	4,187,900
EQUIPMENT SERVICES			
FK01 EQUIPMENT OPERATIONS	512,365	46,679,500	47,191,865
FK03 EQUIPMENT PURCHASES	9,851,440	29,667,900	39,519,340
FK05 EQUIPMENT DEPRECIATION	-	(9,000,000)	(9,000,000)
FK07 BUY BACK EQUIPMENT	-	1,370,000	1,370,000
TOTAL EQUIPMENT SERVICES	10,363,805	68,717,400	79,081,205

DISPOSITION OF BALANCE						
OUTSTANDING ENCUMBRANCES	EXPENDITURES AND TRANSFERS	BALANCE	FORWARDED	LAPSE		FUNC
-	1,425	14,975	-	14,975		BC02
-	10,993	4,207	-	4,207		BC02
7,400	1,521,892	419,008	-	426,408		BC51
11,119,667	9,434,152	2,328,180	13,893,436	(445,589)		BC53
2,798,287	1,606,083	169,160	2,967,447	-		BC54
13,925,354	12,574,545	2,935,530	16,860,883	1		
-	1,552,580	128,020	-	128,020		BD01
-	-	-	-	-		BD02
-	1,552,580	128,020	-	128,020		
13,925,354	14,127,125	3,063,550	16,860,883	128,021		
-	-	100,000	-	100,000		EA52
-	560,000	201,900	-	201,900		EA53
-	560,000	301,900	-	301,900		
-	560,000	301,900	-	301,900		
-	3,624,245	1,963,375	385,003	1,578,372		FD04
-	199	(199)	-	(199)		FD05
129,130	-	(129,130)	108,132	(108,132)		FD39
1,678,692	7,097,969	(8,776,661)	-	(7,097,969)		FD51
2,455,215	1,801,111	15,743,674	-	18,198,889		FD52
-	-	388,900	-	388,900		FD54
-	-	1,000,000	-	1,000,000		FD55
4,263,037	12,523,524	10,189,959	493,135	13,959,861		
254,030	3,608,595	325,275	-	579,305		FE01
3,614	268,214	(271,828)	-	(268,214)		FE04
257,644	3,876,809	53,447	-	311,091		
431,955	44,356,775	2,403,135	431,955	2,403,135		FK01
7,012,106	28,779,169	3,728,065	7,533,196	3,206,975		FK03
-	(9,000,000)	-	-	-		FK05
-	1,266,860	103,140	-	103,140		FK07
7,444,061	65,402,804	6,234,340	7,965,151	5,713,250		

**COMMONWEALTH OF KENTUCKY TRANSPORTATION CABINET  
ALLOTMENT AND EXPENDITURES STATEMENT  
AGENCY FUND  
JULY 1, 2019 TO JUNE 30, 2020**

	SOURCE OF ALLOTMENTS		
	PRIOR YEAR ALLOTMENTS	CURRENT YEAR ALLOTMENTS	TOTAL ALLOTMENTS
OFFICE OF HWY SAFETY			
FL03 HWY SAFETY PROGRAMS	-	7,000	7,000
TOTAL HWY SAFETY	-	7,000	7,000
BOND CONSTRUCTION			
ED DEV BOND SERIES			
JL03 2009 GA AUTH ED BONDS SERIES	27,702,870	-	27,702,870
JL04 2010 GA AUTH ED BONDS SERIES	66,654,085	-	66,654,085
TOTAL ED BOND SERIES	94,356,955	-	94,356,955
BRAC ED BOND SERIES			
JP01 2008 GA AUTH BRAC BONDS	-	-	-
JP02 2010 GA AUTH BRAC BONDS	22,828,541	-	22,828,541
TOTAL BRAC ED BOND SERIES	22,828,541	-	22,828,541
TOTAL ED BOND	117,185,496	-	117,185,496
LSIORB PROJ GARVEE BOND			
JZ01 2008 LOUISVILLE BRIDGES	-	-	-
JZ02 2010 LOUISVILLE BRIDGES	-	-	-
TOTAL LSIORB PROJ GARVEE BOND	-	-	-
TOTAL GARVEE BOND	-	-	-
TOTAL BOND CONSTRUCTION	117,185,496	-	117,185,496
TOTAL HIGHWAYS	127,745,421	98,692,700	227,438,121

DISPOSITION OF BALANCE					
OUTSTANDING ENCUMBRANCES	EXPENDITURES AND TRANSFERS	BALANCE	FORWARDED	LAPSE	FUNC
-	1,601	5,399	-	5,399	FL03
-	1,601	5,399	-	5,399	
2,440,066	1,732,674	23,530,130	25,970,196	-	JL03
10,453,630	4,438,301	51,762,154	63,320,102	(1,104,318)	JL04
12,893,696	6,170,975	75,292,284	89,290,298	(1,104,318)	
5,319	613,917	(619,236)	-	(613,917)	JP01
2,019,372	13,978,753	6,830,416	8,601,938	247,850	JP02
2,024,691	14,592,670	6,211,180	8,601,938	(366,067)	
14,918,387	20,763,645	81,503,464	97,892,236	(1,470,385)	
-	6,218,798	(6,218,798)	(6,218,798)	-	JZ01
-	(6,218,798)	6,218,798	6,218,798	-	JZ02
-	-	-	-	-	
-	-	-	-	-	
14,918,387	20,763,645	81,503,464	97,892,236	(1,470,385)	
26,883,129	102,568,383	97,986,609	106,350,522	18,519,216	

**COMMONWEALTH OF KENTUCKY TRANSPORTATION CABINET  
ALLOTMENT AND EXPENDITURES STATEMENT  
AGENCY FUND  
JULY 1, 2019 TO JUNE 30, 2020**

<b>SOURCE OF ALLOTMENTS</b>		
PRIOR YEAR ALLOTMENTS	CURRENT YEAR ALLOTMENTS	TOTAL ALLOTMENTS

**VEHICLE REGULATION**

VEHICLE REGULATION

GA12 ALCOHOLIC DRIVER EDUCATION	-	298,000	298,000
GA16 MOTOR BOAT TITLING	-	305,000	305,000
GA17 COMMERCIAL DRIVERS LICENSES	278,902	1,122,000	1,400,902
GA18 SOLID WASTE TRANSPORT LICENSE	-	70,000	70,000
GA25 REFLECTORIZED LICENSE PLATE	3,123,976	2,125,000	5,248,976
GA28 COUNTY CLERK IT IMPROVEMENT	-	4,075,600	4,075,600
GA29 COUNTY CLERK REVENUE SUPP ACCT	-	4,863,700	4,863,700
GA30 IFTA PROCESSING	-	1,426,500	1,426,500
GA31 IGNITION INTERLOCK DEVICE PROG	-	-	-
TOTAL VEHICLE REGULATION	3,402,878	14,285,800	17,688,678

MOTOR VEHICLE COMMISSION

GB01 MOTOR VEHICLE COMMISSION	-	1,149,400	1,149,400
TOTAL MOTOR VEHICLE COMMISSION	-	1,149,400	1,149,400

TOTAL VEHICLE REGULATION

3,402,878	15,435,200	18,838,078
-----------	------------	------------

**GENERAL ADMINISTRATION AND SUPPORT**

EXECUTIVE POLICY AND MANAGEMENT

KA20 OTHER AGENCY PARTICIPATION	-	97,300	97,300
KA21 SECRETARY OF TRANSPORTATION	-	10,000	10,000
TOTAL EXECUTIVE POL AND MGMT	-	107,300	107,300

TOTAL GENERAL ADMIN AND SUPPORT

-	107,300	107,300
---	---------	---------

TOTAL AGENCY FUND FY20

146,916,828	130,444,600	278,361,428
-------------	-------------	-------------

**NON-BUDGETARY**

OPERATING TRANSFERS

TRANSFER OUT TO GENERAL FUND  
TRANSFER TO ROAD FUND  
TOTAL OPERATING TRANSFERS

TOTAL NON-BUDGETARY

TOTAL AGENCY FUND EXPENDITURES AND TRANSFERS FY20

DISPOSITION OF BALANCE					
OUTSTANDING ENCUMBRANCES	EXPENDITURES AND TRANSFERS	BALANCE	FORWARDED	LAPSE	FUNC
-	227,944	70,056	-	70,056	GA12
-	262,077	42,923	-	42,923	GA16
-	832,106	568,796	238,229	330,567	GA17
-	85,221	(15,221)	-	(15,221)	GA18
-	-	5,248,976	3,173,143	2,075,833	GA25
-	3,405,986	669,614	-	669,614	GA28
-	4,355,789	507,911	-	507,911	GA29
-	738,968	687,532	-	687,532	GA30
-	-	-	-	-	GA31
-	9,908,091	7,780,587	3,411,372	4,369,215	
-	965,523	183,877	-	183,877	GB01
-	965,523	183,877	-	183,877	
-	10,873,614	7,964,464	3,411,372	4,553,092	
-	5,107	92,193	-	92,193	KA20
-	10,000	-	-	-	KA21
-	15,107	92,193	-	92,193	
-	15,107	92,193	-	92,193	
<u>40,808,483</u>	<u>128,144,229</u>	<u>109,408,716</u>	<u>126,622,777</u>	<u>23,594,422</u>	
	6,424,000	(6,424,000)	-	(6,424,000)	
	1,829,800	(1,829,800)	-	(1,829,800)	
	8,253,800	(8,253,800)	-	(8,253,800)	
	8,253,800	(8,253,800)	-	(8,253,800)	
	136,398,029	101,154,916	126,622,777	15,340,622	

**COMMONWEALTH OF KENTUCKY TRANSPORTATION CABINET**  
**STATEMENT OF REVENUES, EXPENDITURES, AND CHANGES IN FUND BALANCE**  
**AGENCY FUND**  
**JULY 1, 2019 TO JUNE 30, 2020**

REVENUES:	
TAXES	18,798,885
LICENSE, FEES, AND PERMITS	17,485,325
OTHER REVENUES	69,355,628
REVENUES FROM OTHER GOVERNMENTS	6,840,380
	<hr/>
TOTAL REVENUES	<u>112,480,218</u>
EXPENDITURES:	
AIR TRANSPORTATION	14,127,125
PUBLIC TRANSPORTATION	560,000
HIGHWAYS	102,568,383
VEHICLE REGULATION	10,873,614
GENERAL ADMINISTRATION AND SUPPORT	15,107
	<hr/>
TOTAL EXPENDITURES	<u>128,144,229</u>
EXCESS OF REVENUE OVER (UNDER) EXPENDITURES	(15,664,011)
OTHER SOURCES (USES) OF FINANCIAL RESOURCES:	
OPERATING TRANSFERS-IN FROM FEDERAL FUND FEMA	7,032,020
OPERATING TRANSFERS-IN FROM CAPITAL PROJECTS	116,238
OPERATING TRANSFERS-OUT TO GENERAL FUND	(6,424,000)
OPERATING TRANSFERS-OUT TO ROAD FUND	(1,829,800)
	<hr/>
NET OTHER SOURCES (USES) OF FINANCIAL RESOURCES	<u>(1,105,542)</u>
EXCESS OF REVENUE AND OTHER FINANCIAL SOURCES OVER (UNDER) EXPENDITURES	(16,769,553)
FUND BALANCE, JULY 1, 2019	74,514,085
	<hr/>
FUND BALANCE, JUNE 30, 2020	<u><u>57,744,532</u></u>



**COMMONWEALTH OF KENTUCKY TRANSPORTATION CABINET  
 STATEMENT OF REVENUES AND OTHER RECEIPTS  
 OTHER EXPENDABLE TRUST FUND  
 JULY 1, 2019 TO JUNE 30, 2020**

	ACTUAL REVENUES	REVENUE SOURCE
<u>REVENUE FROM OTHER GOVERNMENTS</u>		
TRANSPORTATION SERVICE DELIVERY RECEIPTS	108,428,837	R434
TOTAL REVENUE FROM OTHER GOVERNMENTS	<u>108,428,837</u>	
 TOTAL CURRENT YEAR RECEIPTS	 <u><u>108,428,837</u></u>	

**COMMONWEALTH OF KENTUCKY TRANSPORTATION CABINET  
ALLOTMENT AND EXPENDITURES STATEMENT  
OTHER EXPENDABLE TRUST FUND  
JULY 1, 2019 TO JUNE 30, 2020**

	SOURCE OF ALLOTMENTS		
	PRIOR YEAR ALLOTMENTS	CURRENT YEAR ALLOTMENTS	TOTAL ALLOTMENTS
<b>PUBLIC TRANSPORTATION</b>			
CONSERVATION - MASS FED AID			
6371 EA54 HUMAN SERVICES TRANSPORTATION	-	-	-
TOTAL CONSERVATION - MASS FED AID	-	-	-
TOTAL PUBLIC TRANSPORTATION	-	-	-
TOTAL OTHER EXPENDABLE TRUST FUND FY20			

OUTSTANDING ENCUMBRANCES	DISPOSITION OF BALANCE			FORWARDED	LAPSE	FUNC
	EXPENDITURES AND TRANSFERS	BALANCE				
-	107,633,821	(107,633,821)		-	(107,633,821)	EA54
-	107,633,821	(107,633,821)		-	(107,633,821)	
-	107,633,821	(107,633,821)		-	(107,633,821)	
	107,633,821	(107,633,821)		-	(107,633,821)	

**COMMONWEALTH OF KENTUCKY TRANSPORTATION CABINET  
STATEMENT OF REVENUE, EXPENDITURES, AND CHANGES IN FUND BALANCE  
OTHER EXPENDABLE TRUST FUND  
JULY 1, 2019 TO JUNE 30, 2020**

INTERGOVERNMENTAL REVENUES:	
PUBLIC TRANSPORTATION	108,428,837
TOTAL REVENUES	108,428,837
EXPENDITURES:	
PUBLIC TRANSPORTATION	107,633,821
TOTAL EXPENDITURES	107,633,821
EXCESS OF REVENUE OVER (UNDER) EXPENDITURES	795,016
FUND BALANCE, JULY 1, 2019	8,421,964
FUND BALANCE, JUNE 30, 2020	9,216,980

**COMMONWEALTH OF KENTUCKY TRANSPORTATION CABINET  
NOTES TO FINANCIAL STATEMENTS  
JUNE 30, 2020**

**NOTE 1 SIGNIFICANT ACCOUNTING POLICIES**

**A) Basis of Presentation**

This annual report provides detailed balance sheet information for assets, liabilities, reserves, and fund balances. Separate revenue and expenditure statements have been developed for each Fund in accordance with recommended governmental accounting procedures for financial reporting.

The more significant accounting policies of the Transportation Cabinet are as follows:

**1) Basis of Accounting**

Consistent with past practices, the annual Financial Statement of the Transportation Cabinet is prepared on a modified cash basis of accounting and is prepared primarily for internal use of Cabinet management in evaluating current financial position. Revenue is recorded when received in cash and expenditures are recorded when disbursements are made. Appropriations and estimated revenues are formally recorded in the accounts for budgetary control purposes. Budgetary control over appropriations is enhanced through the use of an encumbrance system of accounting.

**2) Cash and Investments**

All cash on deposit with the State Treasurer is held in the Commonwealth's general depository bank account. The Cabinet's cash balances are invested in the state cash and investment pool under the auspices of the State Investment Commission as authorized under KRS 42.500.

**3) Inventories**

Expenditures for expendable supplies are recorded as expenditures when purchased. The cost of expendable supplies inventories at June 30, 2020 was \$63,092,073.20

The inventory value is not reflected on the balance sheet of the annual statements; however, current year purchases of expendable supplies are reported as expenditures.

**COMMONWEALTH OF KENTUCKY TRANSPORTATION CABINET  
NOTES TO FINANCIAL STATEMENTS  
JUNE 30, 2020**

**Significant accounting policies, continued:**

**4) Capital Assets**

The approximate cost of capital assets at June 30, 2020, is as follows:

	Beginning Balance July 1, 2019	Additions	Disposals	Ending Balance June 30, 2020
Enhancement Easements	\$ 5,123,591	\$ 652,053	\$ -	\$ 5,775,644
Land	17,904,319	-	-	17,904,319
Buildings	216,578,822	5,280,850	(1,261,306)	220,598,366
Office Equipment	10,606,940	249,505	(70,437)	10,786,008
Data Processing	5,491,226	-	-	5,491,226
Airplanes	-	-	-	-
Construction & Maintenance Equip	305,239,312	40,175,228	(14,176,692)	331,237,848
Construction In Progress-Bldgs	2,450,014	11,157,569	(8,487,135)	5,120,448
Construction in Progress-Infrastructure	2,212,296,964	2,212,277,017	(2,279,501,039)	2,145,072,942
Infrastructure	21,256,929,114	559,807,269	(16,309,000)	21,800,427,383
<b>Total Capital Assets</b>	<b>\$ 24,032,620,302</b>	<b>\$ 2,829,599,491</b>	<b>\$ (2,319,805,609)</b>	<b>\$ 24,542,414,184</b>

**5) Pension Plan**

Under the provisions of Kentucky Revised Statutes (KRS) 61.645, the Board of Trustees of the Kentucky Retirement Systems administers the Kentucky Employees Retirement System (KERS).

The Road Fund of the Transportation Cabinet contributes to KERS, a multiple-employer, cost-sharing, defined-benefit pension plan that covers substantially all regular full-time members employed in non-hazardous duty positions of any state department, board, or any agency directed by Executive Order to participate in the System. The plan provides for retirement, disability, and death benefit to plan members.

The employer and employee contribution rates for the year ended June 30, 2020 were 84.43% and 5% and an additional 1% for employees hired after September 1, 2008 of creditable compensation, respectively. Such rates were determined to provide for normal costs and interest on un-fundable prior service costs. The Pension expenditures (employer's portion) through June 30, 2020 are approximately \$163.9 million.

**6) Accumulated Employee Benefits**

The value of accumulated vacation liability at June 30, 2020, was \$25,492,548.75 and accumulated compensatory time liability was \$12,429,980.81. The accumulated vacation dollar liability is restricted to the number of years of service for an employee. The compensatory dollar liability is restricted to 240 hours pay per employee.

**COMMONWEALTH OF KENTUCKY TRANSPORTATION CABINET  
NOTES TO FINANCIAL STATEMENTS  
JUNE 30, 2020**

**Significant accounting policies, continued:**

**B) Fund Structure**

The financial statements include the accounts of the General, Capital Projects, Road, Federal, Agency, and Other Expendable Trust Funds of the Kentucky Transportation Cabinet.

**1) General Fund**

This fund consists of monies appropriated by the General Assembly to KYTC from the Commonwealth's General Fund. General Fund appropriations to the Transportation Cabinet are primarily used for non-highway program functions.

**2) Capital Projects Fund**

This fund includes transactions relating to the acquisition, construction, or renovation of the Cabinet's major capital facilities and for the acquisition of major non-highway equipment.

**3) Road Fund**

This fund consists of money derived from excise or license taxation relating to gasoline and other motor fuels, and money derived from fees, excise or license taxation relating to registration, operation or use of vehicles for use on public highways. Use of these funds is restricted to expenditures relating to the cost of administration, statutory refunds and adjustments, payment of highway obligations, costs for construction, reconstruction, right-of-way, maintenance and repair of public highways and bridges, and the expense of enforcing state traffic and motor vehicle laws.

**4) Federal Fund**

This fund includes all receipts from the federal government paid to KYTC as reimbursement for expenditures incurred on federal grant programs.

**5) Agency Fund**

This fund includes receipts collected from and expended for specific programs, most of which are defined in Kentucky Revised Statutes. Additionally, the Agency Fund accounts for expenditures of proceeds received from the sale of Economic Development Road (Revitalization Projects) Revenue Bonds, Asset/Liability Commission Grant Anticipation Revenue Vehicle (GARVEE) Bond Project Notes and State Property and Building Commission Bonds.

**6) Other Expendable Trust Fund**

This fund includes expenditures for the Human Service Transportation Delivery system. This fund pays the providers for transportation of claimants to and from medical and rehabilitation appointments.

**COMMONWEALTH OF KENTUCKY TRANSPORTATION CABINET  
NOTES TO FINANCIAL STATEMENTS  
JUNE 30, 2020**

**NOTE 2 CHANGES IN ACCOUNTING PRINCIPLES, REPORTING PRACTICES, AND PRIOR YEAR PERIOD ADJUSTMENTS**

There were no changes in accounting principles, reporting practices, or prior period adjustments.

**NOTE 3 MOTOR FUEL NORMAL USE AND MOTOR FUELS NORMAL TAXES  
MUNICIPAL AID AND COUNTY ROAD AID**

KRS 179.400 provides that any county or municipality receiving state aid may, if it deems proper, enter into a cooperative agreement with the Department of Rural and Municipal Aid. The agreement shall designate the roads which the Department shall be required to construct, reconstruct or maintain and shall not be in excess of the projected allotment for county road aid and municipal aid funds for any one fiscal year. At June 30, 2020, 118 counties and 123 cities (110 incorporated cities and 6 unincorporated urban places) were participants in cooperative agreements.

**NOTE 4 COMMITMENTS AND CONTINGENCIES**

**A) Lease Commitments with the Turnpike Authority of Kentucky**

The Cabinet has entered into lease-rental agreements and supplements thereto with the Turnpike Authority of Kentucky (Authority or TAK) for the construction of economic development road projects under the Economic Development Road System. The lease-rental agreements cover a two-year period with automatic renewal options for each succeeding two-year period until all bonds have been retired. The lease requires the Transportation Cabinet, for each biennial period during which bonds are outstanding, to seek legislative appropriations in amounts which are sufficient to permit the Transportation Cabinet to make rental payments to the Authority to pay principal and interest on the bonds. The agreements provide, among other things, annual rental payments to be made from the Cabinet in amounts equal to the debt service requirements of the Authority's revenue bonds issued to finance the construction of the highway projects and for the Cabinet to maintain and operate the projects during the period in which the revenue bonds are outstanding.

The TAK issued additional bonds in August 2017 to provide \$30 million in new project funding authorized by the 2010 Extraordinary Session of the General Assembly as well as advance refund approximately \$151 million in previously issued TAK bonds. There remains \$50 million in Economic Development Road bonds that are authorized but unissued. These bonds will be issued as cash is required to pay costs associated with highway projects funded by the bond proceeds.

Approximate rental commitments, net of projected interest earnings on debt service reserve funds, and net of Build America Bonds Federal Interest Rate Subsidies for leases with the Authority, assuming the exercise of the lease renewal options, are:



**COMMONWEALTH OF KENTUCKY TRANSPORTATION CABINET  
NOTES TO FINANCIAL STATEMENTS  
JUNE 30, 2020**

**Commitments and contingencies, continued:**

<u>Fiscal Year</u>	<u>Economic Development Roads</u>	<u>Total</u>
2021	146,081,370	146,081,370
2022	135,673,606	135,673,606
2023	135,263,560	135,263,560
2024	135,260,272	135,260,272
2025	135,262,250	135,262,250
THEREAFTER	<u>636,965,640</u>	<u>636,965,640</u>
TOTAL	<u>\$ 1,324,506,698</u>	<u>\$ 1,324,506,698</u>

**Commitments and contingencies, continued:**

**B) Lease Commitments with the State Property and Buildings Commission**

During the fiscal year ended June 30, 2002, the Transportation Cabinet entered into a lease-rental agreement with the State Property and Buildings Commission (Commission) for the construction of a new office building. Under the terms of the lease-rental agreement, the Commission issued bonds to construct the project, known as Project 73. An additional lease with the Commission was executed in February 2009 for bonds issued to replace the Automated Vehicle Information System (AVIS) and expand the general aviation runway at Bluegrass Field in Lexington. Another lease with the Commission was executed in May 2014 for bonds issued for facilities and improvements supporting the development, rehabilitation, and maintenance of public use airports in the Commonwealth. An additional lease with the Commission was executed in December 2015 for bonds issued to construct the new C-1 Garage in Frankfort. The lease-rental agreement covers a two-year period with automatic renewal options for each succeeding two-year period until all bonds have been retired. The lease requires the Transportation Cabinet, for each biennial period during which bonds are outstanding, to seek legislative appropriations in amounts which are sufficient to permit the Transportation Cabinet to make rental payments to the Commission to pay principal and interest on the bonds. The following are the future lease obligations to the Commission.

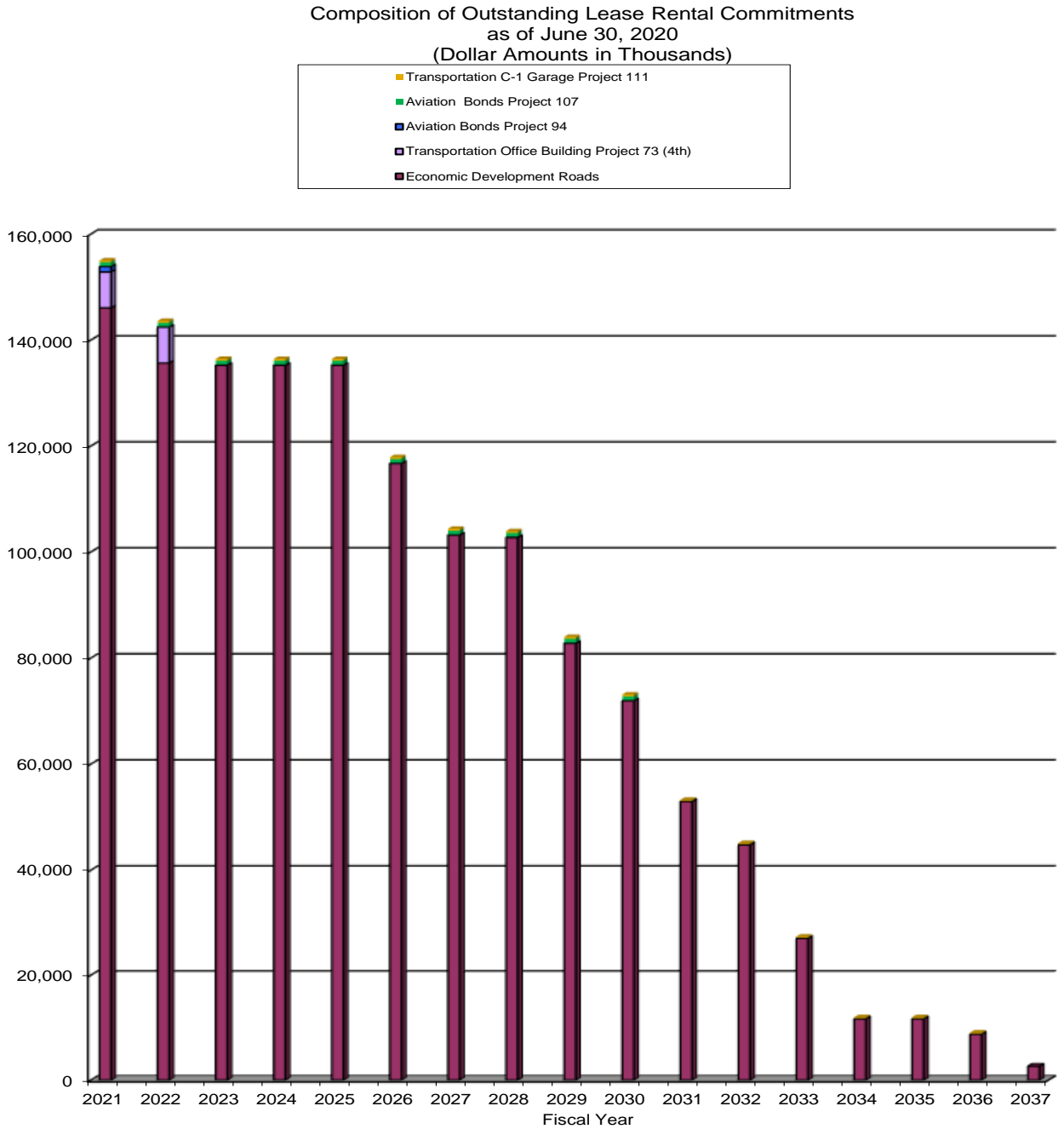
<u>Fiscal Year</u>	<u>Project 73(4th) Lease Commitments</u>	<u>Project 111 C-1 Garage</u>	<u>Project 94 Aviation</u>	<u>Project 107 Aviation</u>	<u>Total</u>
2021	6,767,865	342,238	995,587	835,506	8,941,196
2022	6,764,681	341,162		837,356	7,943,199
2023		343,787		836,056	1,179,843
2024		344,988		835,256	1,180,244
2025		340,887		838,456	1,179,343
THEREAFTER		<u>3,758,931</u>		<u>4,179,150</u>	<u>7,938,081</u>
TOTAL	<u>\$ 13,532,546</u>	<u>\$ 5,471,993</u>	<u>\$ 995,587</u>	<u>\$ 8,361,780</u>	<u>\$ 28,361,906</u>

THIS PAGE LEFT INTENTIONALLY BLANK.

**COMMONWEALTH OF KENTUCKY TRANSPORTATION CABINET  
NOTES TO FINANCIAL STATEMENTS  
JUNE 30, 2020**

**Commitments and contingencies, continued:**

The following graph is a summary of all the lease commitments outstanding as of June 30, 2020:



THIS PAGE LEFT INTENTIONALLY BLANK

**COMMONWEALTH OF KENTUCKY TRANSPORTATION CABINET  
NOTES TO FINANCIAL STATEMENTS  
JUNE 30, 2020**

**Commitments and contingencies, continued:**

**C) Lease Commitments with the Kentucky Asset/Liability Commission**

Kentucky Revised Statute 56.863 authorizes the Kentucky Asset/Liability Commission (ALCO) to issue project notes to finance projects approved by the General Assembly including those projects eligible for funding from receipts of federal transportation funds. The 2005 General Assembly authorized the issuance of \$150 million in Federal Highway Trust Fund revenue supported debt known as Grant Anticipation Revenue Vehicle (GARVEE) Bonds, which were issued in Fiscal Year 2005. The 2006 General Assembly authorized an additional \$290 million in GARVEE bonds, which were sold during the Fiscal Year 2008, and the proceeds were used on interstate rehabilitation projects.

The 2008 General Assembly authorized \$231 million in GARVEE bonds and the 2010 General Assembly authorized \$105 million in GARVEE bonds. ALCO issued \$100 million in GARVEE bond in Fiscal Year 2010 which were spent on preconstruction project development activities for the Louisville Southern Indiana Ohio River Bridges Project (LSIORB). The ALCO issued additional GARVEE Bonds/Notes during Fiscal Year 2014 to provide \$236 million in construction fund proceeds for the Louisville Southern Indiana Ohio River Bridges Project (Project). Authority for this transaction was authorized by the General Assembly in Fiscal Year 2008 and 2010 within the respective Budget Acts. These proceeds along with additional Road, Federal and Capital Market Financing funds are to finance the completion of the Project.

The 2010 General Assembly also authorized \$330 million in GARVEE bonds for the Western Kentucky Lakes Bridges project. ALCO issued GARVEEs in Fiscal Year 2014 to provide \$150 million for the reconstruction of US 68/KY 80 from Aurora, Kentucky to Cadiz, Kentucky. In addition, it provided for the construction of two projects known as the "Kentucky Lake Project" and the "Lake Barkley Project", as well as, an advance refund of \$41.8 million of 2005 GARVEEs. ALCO also issued GARVEEs to provide \$120.5 million in Fiscal Year 2016 for the remaining construction of the Kentucky Lake Project and the Lake Barkley Project in Western Kentucky.

Pursuant to the General Assembly's authorizations, the Transportation Cabinet and the ALCO entered into a lease-rental agreement for the authorized projects. The lease-rental agreement covers a two-year period with automatic renewal options for each succeeding two-year period until all notes have been retired. The project bonds were issued for 12-year terms with the first debt service payments beginning in Fiscal Year 2006. While the bond proceeds will construct the projects, debt service on the Bonds will be paid with Federal Highway Trust Funds received by the Commonwealth.

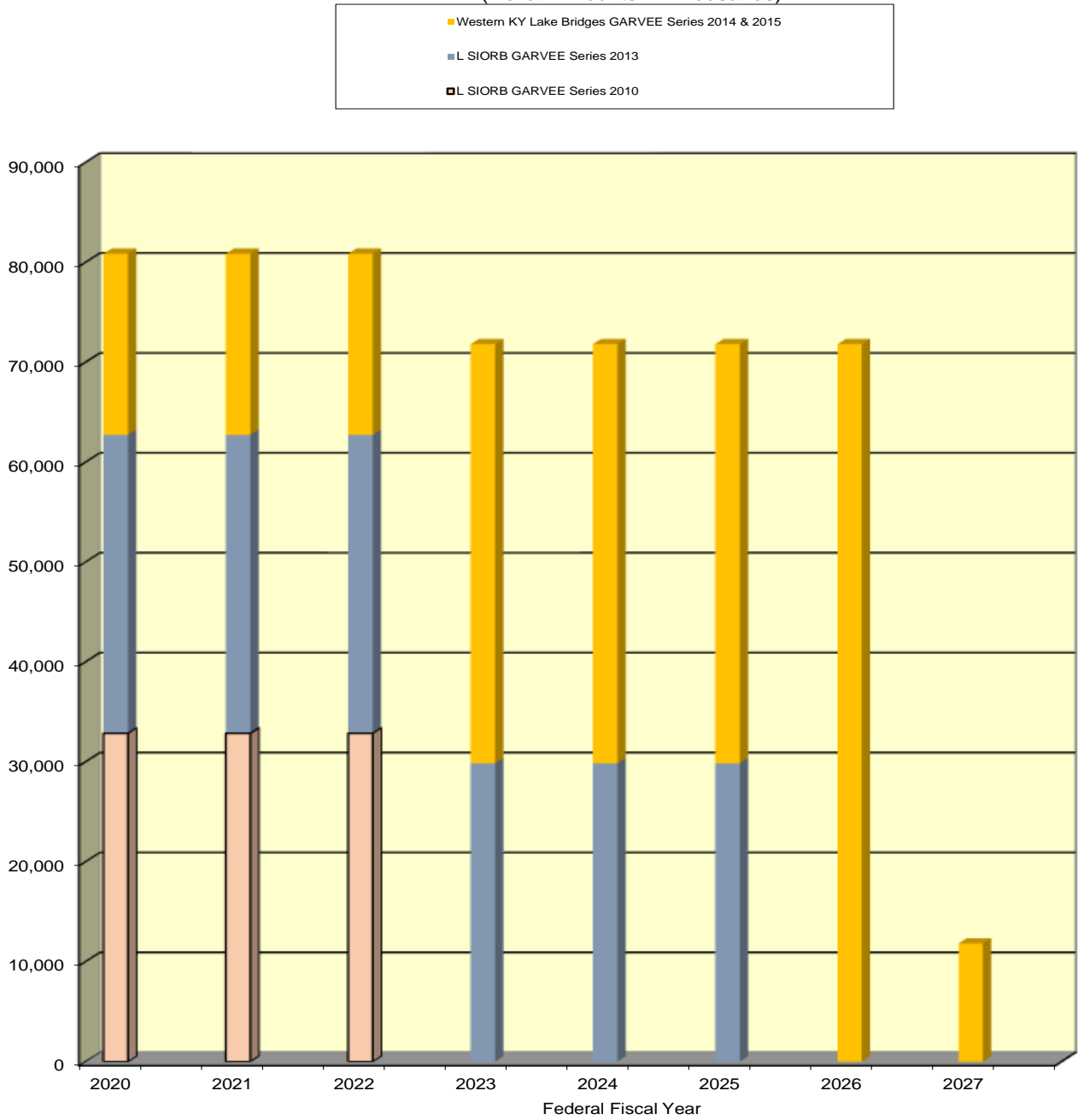
**COMMONWEALTH OF KENTUCKY TRANSPORTATION CABINET  
NOTES TO FINANCIAL STATEMENTS  
JUNE 30, 2020**

**Commitments and contingencies, continued:**

<b>Federal Fiscal Year</b>	<b>LSIORB Series 2010</b>		<b>LSIORB Series 2013</b>		<b>Western KY Lakes' Bridges</b>		<b>Total Debt Service</b>
	<b>Principal</b>	<b>Interest</b>	<b>Principal</b>	<b>Interest</b>	<b>Principal</b>	<b>Interest</b>	
2020	28,495,000	4,381,290	22,345,000	7,517,375	8,205,000	9,923,362	80,867,027
2021	29,870,000	3,004,925	23,395,000	6,467,425	8,575,000	9,553,113	80,865,463
2022	31,345,000	1,532,650	24,485,000	5,373,975	8,965,000	9,164,362	80,865,987
2023			25,695,000	4,165,250	33,195,000	8,756,113	71,811,363
2024			26,995,000	2,863,388	34,805,000	7,148,862	71,812,250
2025			28,410,000	1,450,900	36,380,000	5,567,000	71,807,900
2026					67,935,000	3,875,000	71,810,000
2027					11,260,000	563,000	11,823,000
2028							
<b>Total</b>	<b>89,710,000</b>	<b>8,918,865</b>	<b>151,325,000</b>	<b>27,838,313</b>	<b>209,320,000</b>	<b>54,550,812</b>	<b>541,662,990</b>

**COMMONWEALTH OF KENTUCKY TRANSPORTATION CABINET  
NOTES TO FINANCIAL STATEMENTS  
JUNE 30, 2020**

Composition of Outstanding GARVEE Lease Rental Commitments  
as of June 30, 2020  
(Dollar Amounts in Thousands)



THIS PAGE INTENTIONALLY LEFT BLANK



**COMMONWEALTH OF KENTUCKY TRANSPORTATION CABINET  
NOTES TO FINANCIAL STATEMENTS  
JUNE 30, 2020**

**Commitments and contingencies, continued:**

**D) Kentucky Public Transportation Infrastructure Authority (KPTIA)**

The Kentucky Public Transportation Infrastructure Authority (KPTIA) was created in 2009 by the Extraordinary Session of the General Assembly through the enactment of KRS 175B. KPTIA is authorized to construct, reconstruct, operate, finance and manage highway projects that are either part of the designated federal interstate system or built to the standards of the interstate system that would be designated as a mega-project by the Federal Highway Administration. Projects can be within the Commonwealth or connecting the Commonwealth with a neighboring state. KPTIA participated in the financing of the Downtown portion of the Louisville Southern Indiana Ohio River Bridges Project. The Project is complete. The toll revenue from that project is used to repay KPTIA's non-recourse toll revenue bonds through the project trustee. Tolling is a joint effort between Kentucky and Indiana and is required to continue until at least 2053. The traffic counts and toll revenues are slightly exceeding expectations. KPTIA will participate in other upcoming mega projects as they are developed throughout the Commonwealth.

**E) Litigation**

As of June 30, 2020, the Cabinet had been named as defendant in legal actions. The Cabinet's General Counsel estimates that \$4,332,752.92 represents a probable liability. There is no liability on the balance sheet for these amounts; however, there are provisions in the appropriations act that would provide for the funding of a legal judgment.

**F) Worker's Compensation Program**

The Cabinet is self insured for worker's compensation insurance provided to the employees of the Cabinet. The fund carries reinsurance coverage for large individual incident claims between \$1,000,000 and \$10,000,000. A designated third party administrator processes and reports all claims and also services the losses incurred by the Fund.

The Cabinet is also a member of the statewide Worker's Compensation Program, which covers pre-existing conditions to protect employers from having to pay for injuries not sustained in their employ, or more than once for disabilities sustained in their employ, or more than once for disabilities resulting from the same accident.

At June 30, 2020, the Cabinet's Worker's Compensation Program's administrator has established an unpaid claims liability of \$27,169,741 to cover existing and incurred and not yet reported claims. This liability is funded from the Road Fund on a year-to-year basis through the budget process and no long-term liability is reflected on the balance sheet.

**COMMONWEALTH OF KENTUCKY TRANSPORTATION CABINET  
NOTES TO FINANCIAL STATEMENTS  
JUNE 30, 2020**

**NOTE 5 SPECIAL DEPOSIT TRUST FUND**

The Transportation Cabinet's share of special and refundable deposits as of June 30, 2020 were:

Special Plate Holding Account	\$	2,177,391
IRP County Share		26,224,427
IRP Out of State Share		2,553,754
Cash Bonds		9,686,332
Special Collegiate Plate		166,239
Guaranty & Miscellaneous Deposits		2,302,997
Operators Lic County Share		327,444
Other Receipts		24,394
 TOTAL		 <u>\$ 43,462,978</u>

These amounts represent funds received by the Transportation Cabinet and held in a fiduciary capacity pending distribution to other political subdivisions or third parties. This amount is not included on the balance sheet of the annual financial statements.

**NOTE 6 OTHER SPECIAL REVENUE FUNDS**

The Kentucky Airport Loan Fund, administered by Transportation's Department of Aviation, aids local airport boards that experience difficulty in obtaining funds locally for facility improvements. Fund availability as of June 30, 2020, was \$899,241.30 and is not represented in the Balance Sheet.

**COMMONWEALTH OF KENTUCKY TRANSPORTATION CABINET  
NOTES TO FINANCIAL STATEMENTS  
JUNE 30, 2020**

**NOTE 7 OTHER SIGNIFICANT EVENTS**

**A) Road Fund Tax Base Changes**

KRS138.220 establishes the Commonwealth's motor fuel tax. The tax is comprised of a set user tax of five cents per gallon on fuel purchased plus a variable tax based on the average wholesale price (awp) of fuel. The 2015 General Assembly enacted legislation with the passage of H.B. 299, which established a new statutory awp floor of \$2.177 per gallon effective April 1, 2015. This legislation increased the motor fuel tax from 21.1 cents per gallon to 24.6 cents per gallon and fundamentally changed the manner in which motor fuel tax rates are calculated. While motor fuel taxes have a fixed and variable rate component: prior to H.B. 299, the variable component of the tax was calculated and imposed on a quarterly basis. The new legislation calculates the awp on an annual basis and limits the decline to either 90% of the awp in effect at the close of the previous fiscal year or the statutory floor, whichever is higher. Some specific provisions of this legislation are: (1) For Fiscal Year 2016, the awp will be the new wholesale floor price; (2) On or before June 1, 2016 and on or before each June 1 thereafter, an "annual survey value" will be calculated for the current fiscal year. This annual value will be determined by averaging the awp quarterly survey values for a fiscal year as determined through continued regular surveys conducted by the Kentucky Department of Revenue; (3) Effective July 1, 2016, and each July thereafter, the awp used to calculate the tax rate will be the annual survey value described above; and (4) Changes in the annual survey value from one fiscal year to the next are subject to +/- 10% change in the awp in effect at the close of the previous fiscal year. However, the effective awp can at no point and time, be lower than the new \$2.177 per gallon statutory awp floor.

**COMMONWEALTH OF KENTUCKY TRANSPORTATION CABINET  
NOTES TO FINANCIAL STATEMENTS  
JUNE 30, 2020**

The following table displays the recent history of changes to the motor fuel tax rate in Kentucky:

**KENTUCKY GASOLINE MOTOR FUEL TAX RATE HISTORY  
(rates below reflect cents per gallon)**

<b>Effective</b>	<b>Gasoline Tax Rate KRS 138.220(1)</b>	<b>Motor Fuel User Tax KRS 138.220(2)</b>	<b>Total Motor Fuel Tax</b>	<b>Comments</b>
1986-6/30/2004	\$1.11 X 9% = 10 cents	5 Cents	15 Cents	\$1.11 was the awp floor from 1986-2004
7/1/2004 (FY 2005)	\$1.22 X 9% = 11 cents	5 Cents	16 Cents	Effective 7/1/2005 awp floor made permanent by <b>HB267 2005 Reg Session of the General Assembly</b>
7/1/2005 (FY 2006)	\$1.34 X 9% = 12.1 cents	5 Cents	17.1 Cents	Effective 7/1/2006 awp floor made permanent by <b>HB380 2006 Reg Session of the General Assembly</b>
7/1/2006 (FY 2007)	\$1.47 X 9% = 13.3 cents	5 Cents	18.3 Cents	
7/1/2007 (FY 2008)	\$1.62 X 9% = 14.6 cents	5 Cents	19.6 Cents	
7/1/2008 (FY 2009) to 9/30/2009	<b>STATUTORY FLOOR</b> \$1.79 X 9% = 16.1 cents	5 Cents	21.1 Cents	Effective April 1, 2009, the awp of \$1.786 became the permanent statutory floor for purposes of applying the statutory motor fuel tax provisions <b>RE: HB374 2009 Reg Session of the General Assembly</b>
10/1/2009 to 12/31/2009 (FY 2010)	\$1.86 X 9% = 16.8 Cents	5 Cents	21.8 Cents	
1/1/2010 to 6/30/2010 (FY2010)	\$1.97 X 9% = 17.7 Cents	5 Cents	22.7 Cents	
7/1/2010 to 9/30/2010 (FY2011)	\$2.17 X 9% = 19.5 Cents	5 Cents	24.5 Cents	
10/1/2010 to 12/31/2010 (FY2011)	\$2.13 X 9% = 19.2 Cents	5 Cents	24.2 Cents	
1/1/2011 to 6/30/2011 (FY2011)	\$2.162 X 9% = 19.5 Cents	5 Cents	24.5 Cents	
7/1/2011 to 6/30/2012 (FY2012)	\$2.378 X 9% = 21.4 Cents	5 Cents	26.4 Cents	
7/1/2012 to 6/30/2013 (FY2013)	\$2.616 X 9% = 23.5 Cents	5 Cents	28.5 Cents	Based on market surveys AWP of \$3.239 in April 2012, July 2012 \$2.80 and January 2013 \$2.67
7/1/2013 to 12/31/2013 (FY2014)	\$2.878 X 9% = 25.9 Cents	5 Cents	30.9 Cents	Based on market survey AWP of \$2.884 in April 2013, July 2013 \$2.927
1/1/2014 to 3/31/2014 (FY2014)	\$2.708 X 9% = 24.4 Cents	5 Cents	29.4 Cents	Based on market survey AWP of \$2.708 in October 2013
4/1/2014 to 6/30/2014 (FY2014)	2.634 X 9% = 23.7 Cents	5 Cents	28.7 Cents	Based on market survey AWP price of \$2.634 in January 2014

**COMMONWEALTH OF KENTUCKY TRANSPORTATION CABINET  
NOTES TO FINANCIAL STATEMENTS  
JUNE 30, 2020**

**KENTUCKY GASOLINE MOTOR FUEL TAX RATE HISTORY  
(rates below reflect cents per gallon) continued**

7/1/2014 to 9/30/2014 (FY2015)	2.897 X 9% = 26.1 Cents	5 Cents	31.1 Cents	Based on market survey AWP price of \$3.14 in April 2014
10/1/2014 to 12/31/2014 (FY2015)	\$2.837 X 9% = 25.5 Cents	5 Cents	30.5 Cents	Based on market survey AWP price of \$2.837 in July 2014
1/1/2015 to 3/31/2015 (FY2015)	\$2.354 X 9% = 21.2 Cents	5 Cents	26.2 Cents	Based on market survey AWP price of \$2.354 in October 2014
<b>4/1/2015 to 6/30/2015 (FY2015)</b>	<b>Statutory Floor \$2.177 X 9% = 19.6 Cents</b>	<b>5 Cents</b>	<b>24.6 Cents</b>	<b>Effective April 1, 2015 AWP floor made permanent by HB299 enacted by 2015 Reg Session of the GA</b>
<b>7-1-2015 to 6-30-2016 (FY2016)</b>	<b>\$2.177 X 9% = 19.6 Cents</b>	<b>5 Cents</b>	<b>24.6 Cents</b>	<b>Per provisions of HB299 enacted by 2015 Reg Session of the GA</b>
<b>7-1-2016 to 6-30-2017 (FY2017)</b>	<b>\$2.177 X 9% = 19.6 Cents</b>	<b>5 Cents</b>	<b>24.6 Cents</b>	<b>Per provisions of HB299 enacted by 2015 Reg Session of the GA</b>
<b>7-1-2017 to 6-30-2018 (FY2018)</b>	<b>\$2.177 X 9% = 19.6 Cents</b>	<b>5 Cents</b>	<b>24.6 Cents</b>	<b>Per provisions of HB299 enacted by 2015 Reg Session of the GA</b>
<b>7-1-2018 to 6-30-2019 (FY2019)</b>	<b>\$2.177 X 9% = 19.6 Cents</b>	<b>5 Cents</b>	<b>24.6 Cents</b>	<b>Per provisions of HB299 enacted by 2015 Reg Session of the GA</b>
<b>7-1-2019 to 6-30-2020 (FY2020)</b>	<b>\$2.177 X 9% = 19.6 Cents</b>	<b>5 Cents</b>	<b>24.6 Cents</b>	<b>Per provisions of HB299 enacted by 2015 Reg Session of the GA</b>

- The above tax rates are exclusive of 1.4 cents per gallon tax dedicated for the Petroleum Environmental Assurance Fee – Therefore, the “Gasoline Tax” paid by citizens is 26.0 cents per gallon.
  - Fuel Surtax Rates effective 7/1/2019 (2% of AWP for Gas and 4.7% of AWP for Diesel): RE: KRS 138.660(2)
  - Gas – 4.35 cents
  - Diesel – 10.23 cents
- Other Info:
  - KY special fuel tax rate is 3 cents less than gasoline (User’s Tax is 2 cents instead of 5 cents)
  - Federal Fuel Tax Rates – Gas 18.4 and Diesel 24.4
    - The following amounts are approximates:

Breakout	Gas	Diesel
Hwy Trust Fd	15.44	21.44
Mass Tran	2.86	2.86
LUST	.01	.01

THIS PAGE INTENTIONALLY LEFT BLANK

**COMMONWEALTH OF KENTUCKY TRANSPORTATION CABINET  
ROAD FUND REVENUE RECEIPTS  
TEN YEAR HISTORICAL DATA THROUGH JUNE 30, 2020**

**ROAD FUND TOTAL RECEIPTS**

<b>Fiscal Year</b>	<b>Receipts</b>	<b>Percent Change</b>
2019-20	1,491,513,188	-4.8
2018-19	1,566,079,860	3.6
2017-18	1,511,003,520	0.2
2016-17	1,508,003,411	1.7
2015-16	1,482,541,327	-2.9
2014-15	1,526,738,659	-2.4
2013-14	1,564,683,153	4.6
2012-13	1,491,623,669	3.3
2011-12	1,443,773,845	7.7
2010-11	1,340,210,289	11.0

**MOTOR FUELS NORMAL TAXES**

<b>Fiscal Year</b>	<b>Receipts</b>	<b>Percent Change</b>
2019-20	628,627,445	-4.15
2018-19	655,832,326	1.69
2017-18	644,947,186	1.0
2016-17	638,841,367	1.2
2015-16	630,965,651	-11.7
2014-15	714,460,644	-4.7
2013-14	750,017,965	5.5
2012-13	711,067,363	5.7
2011-12	672,823,749	8.4
2010-11	620,727,293	12.0

**MOTOR FUELS NORMAL USE AND SURTAX**

<b>Fiscal Year</b>	<b>Receipts</b>	<b>Percent Change</b>
2019-20	112,170,777	-3.7
2018-19	116,479,283	-2.1
2017-18	119,003,028	-1.4
2016-17	120,728,049	2.2
2015-16	118,134,720	-12.4
2014-15	134,896,022	-0.3
2013-14	135,342,577	6.8
2012-13	126,735,201	8.4
2011-12	116,885,840	4.7
2010-11	111,686,939	12.0

**MOTOR VEHICLE USAGE TAX**

<b>Fiscal Year</b>	<b>Receipts</b>	<b>Percent Change</b>
2019-20	449,983,401	-3.2
2018-19	464,828,170	3.7
2017-18	448,251,614	-1.4
2016-17	454,442,512	2.8
2015-16	442,172,008	11.9
2014-15	395,210,736	-3.4
2013-14	409,096,169	3.4
2012-13	395,500,869	2.0
2011-12	387,815,465	10.1
2010-11	352,371,959	16.0

**COMMONWEALTH OF KENTUCKY TRANSPORTATION CABINET  
ROAD FUND REVENUE RECEIPTS  
TEN YEAR HISTORICAL DATA THROUGH JUNE 30, 2020**

**PASSENGER CAR REGISTRATION**

**MOTOR VEHICLE RENTAL USAGE TAX**

<b>Fiscal Year</b>	<b>Receipts</b>	<b>Percent Change</b>	<b>Fiscal Year</b>	<b>Receipts</b>	<b>Percent Change</b>
2019-20	42,220,460	-12.1	2019-20	49,332,223	-0.7
2018-19	48,032,600	3.0	2018-19	49,697,675	10.7
2017-18	46,629,818	5.2	2017-18	44,879,238	-0.9
2016-17	44,315,049	2.4	2016-17	45,284,246	6.1
2015-16	43,264,384	-4.5	2015-16	42,698,212	13.2
2014-15	45,280,688	2.6	2014-15	37,709,194	10.9
2013-14	44,151,779	7.8	2013-14	34,013,496	7.7
2012-13	40,954,846	0.9	2012-13	31,584,702	7.5
2011-12	40,584,205	8.7	2011-12	29,372,697	0.7
2010-11	40,233,330	0.7	2010-11	29,167,706	1.61

**TOLLS**

**WEIGHT DISTANCE**

<b>Fiscal Year</b>	<b>Receipts</b>	<b>Percent Change</b>	<b>Fiscal Year</b>	<b>Receipts</b>	<b>Percent Change</b>
2019-20	-	0	2019-20	83,374,856	-0.4
2018-19	-	0	2018-19	83,721,474	2.5
2017-18	-	0	2017-18	81,711,920	-1.4
2016-17	-	0	2016-17	82,886,950	1.9
2015-16	-	0	2015-16	81,375,028	2.8
2014-15	-	0	2014-15	79,147,533	2.9
2013-14	-	0	2013-14	76,894,805	2.6
2012-13	-	0	2012-13	74,935,016	-0.2
2011-12	-	0	2011-12	75,111,565	1.5
2010-11	-	0	2010-11	73,983,781	5.0



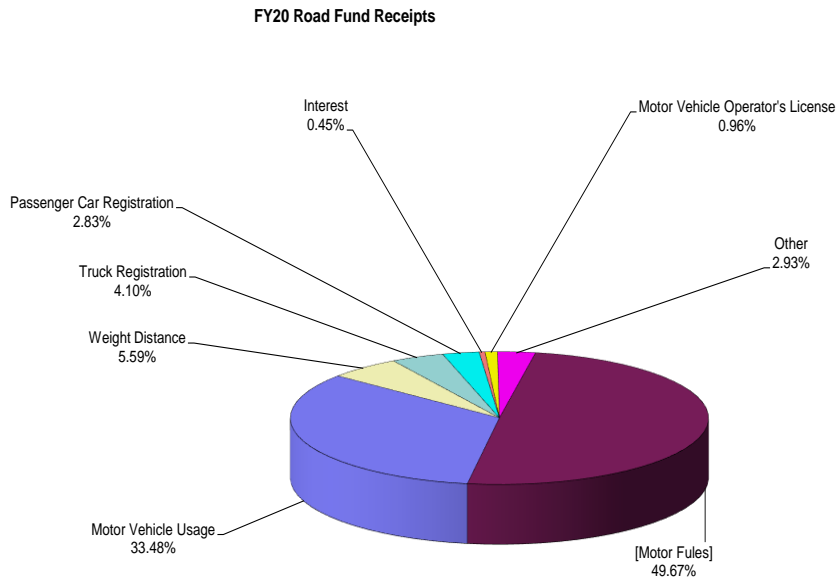
**COMMONWEALTH OF KENTUCKY TRANSPORTATION CABINET  
ROAD FUND REVENUE RECEIPTS  
TEN YEAR HISTORICAL DATA THROUGH JUNE 30, 2020**

<b>INTEREST INCOME</b>			<b>TRUCK REGISTRATION</b>		
<b>Fiscal Year</b>	<b>Receipts</b>	<b>Percent Change</b>	<b>Fiscal Year</b>	<b>Receipts</b>	<b>Percent Change</b>
2019-20	6,688,477	-43.7	2019-20	61,190,326	-12.4
2018-19	11,884,406	318.8	2018-19	69,860,452	10.8
2017-18	2,837,474	79.4	2017-18	63,067,488	2.0
2016-17	1,581,851	-36.1	2016-17	61,817,924	-3.6
2015-16	2,475,981	-15.0	2015-16	64,113,535	7.4
2014-15	2,913,784	-27.1	2014-15	59,712,827	8.1
2013-14	3,997,826	902.6	2013-14	55,236,529	-1.2
2012-13	(398,745)	-87.1	2012-13	55,886,333	-1.0
2011-12	3,081,180	54.4	2011-12	61,815,087	18.2
2010-11	1,995,228	-45.0	2010-11	52,313,665	1.0

<b>MOTOR VEHICLE OPERATOR'S LICENSE</b>			<b>OTHER REVENUE RECEIPTS</b>		
<b>Fiscal Year</b>	<b>Receipts</b>	<b>Percent Change</b>	<b>Fiscal Year</b>	<b>Receipts</b>	<b>Percent Change</b>
2019-20	14,273,950	-21.5	2019-20	43,651,273	-8.2
2018-19	18,185,164	-0.7	2018-19	47,558,310	15.0
2017-18	18,321,989	3.6	2017-18	41,353,765	2.3
2016-17	17,692,263	-1.6	2016-17	40,413,211	2.7
2015-16	17,980,345	1.7	2015-16	39,362,114	-0.9
2014-15	17,679,805	-1.3	2014-15	39,727,426	4.5
2013-14	17,914,750	7.5	2013-14	38,017,257	-12.7
2012-13	16,663,675	1.8	2012-13	38,694,409	-3.0
2011-12	16,370,529	11.4	2011-12	39,913,528	-3.5
2010-11	16,351,807	-1.1	2010-11	41,378,582	14.2

THIS PAGE INTENTIONALLY LEFT BLANK

**COMMONWEALTH OF KENTUCKY TRANSPORTATION CABINET  
ROAD FUND REVENUE RECEIPTS  
TWO YEAR CHART COMPARISON JUNE 30, 2020**



Total Receipts: \$1,491,513,188.00

**Two Year Comparison of Road Fund Receipts**

<u>Receipt Source</u>	<u>FY2020 Amount</u>	<u>FY2019 Amount</u>	<u>Increase (Decrease)</u>
Motor Fuels	\$ 740,798,222	\$ 772,311,609	-4.1%
Motor Vehicle Usage	499,315,624	514,525,845	-3.0%
Weight Distance	83,374,856	83,721,474	-0.4%
Truck Registration	61,190,326	69,860,452	-12.4%
Passenger Car Registration	42,220,460	48,032,600	-12.1%
Interest	6,688,477	11,884,406	-43.7%
Motor Vehicle Operator's License	14,273,950	18,185,164	-21.5%
Other	43,651,273	47,558,310	-8.2%
<b>Total</b>	<b>\$ 1,491,513,188</b>	<b>\$ 1,566,079,860</b>	<b>-4.8%</b>

THIS PAGE INTENTIONALLY LEFT BLANK

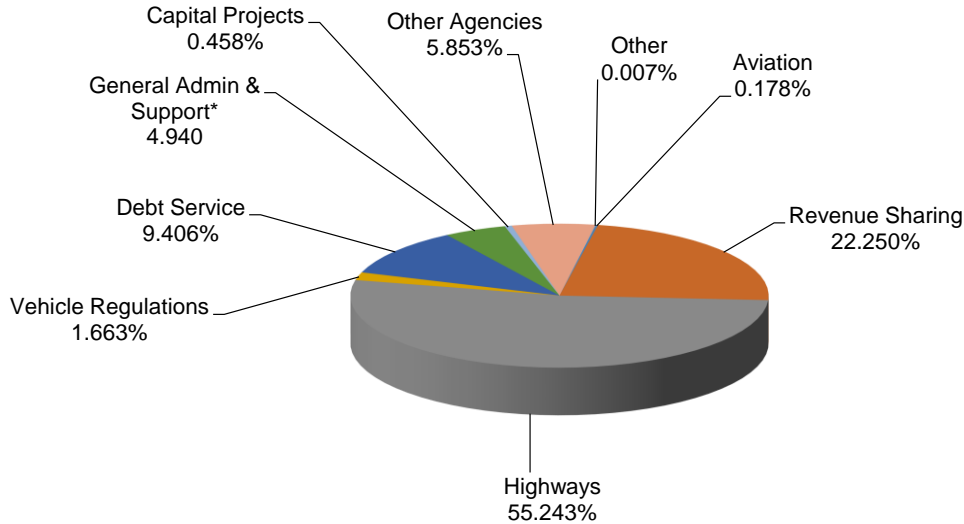
**COMMONWEALTH OF KENTUCKY TRANSPORTATION CABINET  
COMPOSITION OF ROAD FUND  
OTHER REVENUE RECEIPTS  
JUNE 30, 2020**

REVENUE NAME	REVENUE AMOUNT	% OF TOTAL
General Sales and Fees to Public	\$ 8,256,120	18.9%
Highway Special Permits	8,237,435	18.9%
Motor Carrier Identification	4,747,839	10.9%
Motor Vehicle Title Fees	5,125,296	11.7%
Penalties and Interest and Reinstatement Fees	3,514,941	8.1%
U Drive It License and Permits	1,782,075	4.1%
Permits and Licenses	4,434,752	10.2%
Proceeds from Recyclable Sales	312,213	0.7%
Asset Depositions	726,791	1.7%
Overweight Coal Truck Decals	120,460	0.3%
Unredeemed Treasury Checks	126,421	0.3%
Property Damages (Reimbursements)	4,222,294	9.7%
Refund Prior Year Expenditures	358,469	0.8%
Logo Receipts	764,031	1.8%
Other	922,136	2.1%
<b>TOTAL</b>	<b>\$ 43,651,273</b>	<b>100.00%</b>

THIS PAGE INTENTIONALLY LEFT BLANK

**COMMONWEALTH OF KENTUCKY TRANSPORTATION CABINET  
ROAD FUND EXPENDITURES  
TWO YEAR CHART COMPARISON BY APPROPRIATION  
JUNE 30, 2020**

**Expenditures by Appropriations Units  
Fiscal Year 2020**



Total Expenditures: \$1,514,840,206

\* Includes \$6.7 million for debt service on Transportation Office Building.

**Two Year Comparison of Expenditures by Appropriation Units**

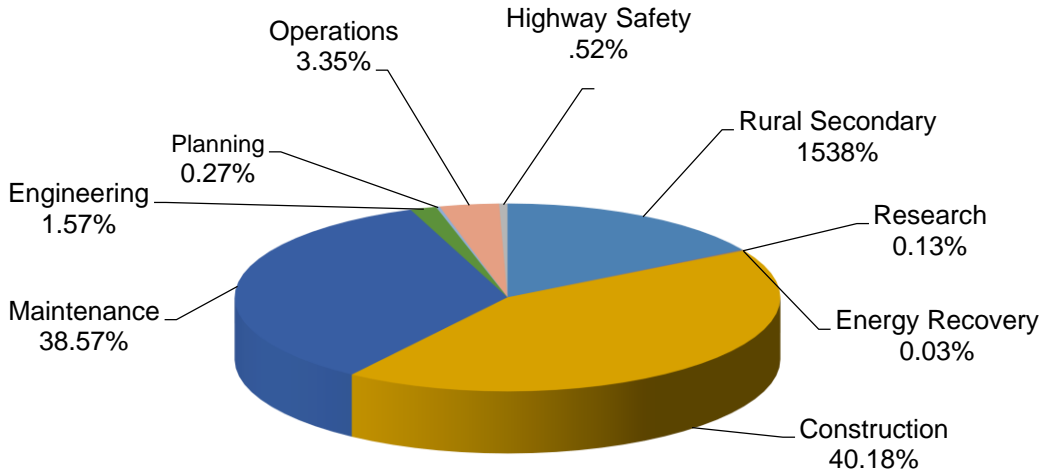
<u>Appropriation Unit</u>	<u>FY2020 Amount</u>	<u>FY2019 Amount</u>	<u>Increase (Decrease)</u>
Aviation	\$ 2,706,098	\$ 2,761,985	-2.0%
Revenue Sharing	\$ 337,047,576	\$ 340,519,204	-1.0%
Highways	\$ 836,847,470	\$ 833,337,647	0.4%
Vehicle Regulations	\$ 25,191,658	\$ 26,921,209	-6.4%
Debt Service	\$ 142,492,346	\$ 154,413,383	-7.7%
General Admin. & Support*	\$ 74,836,858	\$ 73,013,771	2.5%
Capital Projects	\$ 6,940,000	\$ 10,590,000	-34.5%
Other Agencies	\$ 88,667,176	\$ 110,427,583	-19.7%
Other	\$ 111,024	\$ 212,673	-47.8%
<b>Total</b>	<u>\$ 1,514,840,206</u>	<u>\$ 1,552,197,455</u>	-2.4%

THIS PAGE INTENTIONALLY LEFT BLANK.



**COMMONWEALTH OF KENTUCKY TRANSPORTATION CABINET  
ROAD FUND EXPENDITURES  
TWO YEAR CHART COMPARISON BY ALLOTMENTS  
JUNE 30, 2020**

**Highway Expenditures  
Fiscal Year 2020**



Total Highway Expenditures: \$989,313,667

**Two Year Comparison of Highway Expenditures by Allotment Units**

<u>Allotment Unit</u>	<u>BFY 2020 Amount</u>	<u>BFY 2019 Amount</u>	<u>Increase (Decrease)</u>
Rural Secondary	152,174,316	156,562,567	-2.8%
Energy Recovery	291,880	311,856	-6.4%
Research	1,301,134	937,502	38.8%
Construction	397,500,258	394,660,599	0.7%
Maintenance	381,537,320	380,600,602	0.2%
Engineering	15,528,191	15,562,066	-0.2%
Planning	2,678,400	2,753,928	-2.7%
Operations	33,179,053	33,089,634	0.3%
Highway Safety	5,123,115	5,733,316	-10.6%
<b>Total</b>	<b>\$ 989,313,667</b>	<b>\$ 990,212,070</b>	-0.1%

THIS PAGE INTENTIONALLY LEFT BLANK

**COMMONWEALTH OF KENTUCKY TRANSPORTATION CABINET**  
**HISTORICAL AVAILABLE ROAD FUND REVENUES,**  
**EXPENSES, AND PAYMENT OF LEASE RENTALS (Note 1a)**

(\$ AMOUNTS IN THOUSANDS)  
FOR THE FISCAL YEAR ENDED JUNE 30

	2016	2017	2018	2019	2020
AVAILABLE ROAD FUND REVENUES					
TAXES:					
Motor Fuels (1b)	416,573	422,594	425,568	430,684	413,204
Vehicle Usage (1c)	484,870	499,727	493,131	514,526	499,315
Weight Distance Tax	82,676	84,391	83,782	87,126	86,926
TRUCK LICENSES AND FEES	77,930	75,454	77,592	89,015	75,144
PASSENGER VEHICLE LICENSES AND FEES	48,078	49,220	49,011	50,347	44,221
MOTOR VEHICLE OPERATORS LIC	15,940	15,689	16,264	16,155	12,546
INTEREST INCOME	2,476	1,582	2,837	11,884	6,688
OTHER (1d)	18,916	19,643	21,845	22,100	23,890
<b>TOTAL AVAILABLE ROAD FUND REVENUES</b>	<b>1,147,459</b>	<b>1,168,300</b>	<b>1,170,030</b>	<b>1,221,837</b>	<b>1,161,934</b>
OPERATING & MAINTENANCE EXPENSES					
Personnel Costs	232,932	237,606	255,570	293,275	293,678
Personal Service	9,623	11,517	11,693	6,041	7,370
Operating Expenses	182,253	149,561	169,285	166,525	167,029
Grants	3		10	3	3
Capital Outlay	1,389	32	44	819	662
Capital Construction	3,807	1,321	1,447	2,113	14,913
Highway Materials	58,796	29,834	33,597	38,169	37,638
Other Agency Cost (1e)	101,489	92,119	93,095	110,428	88,667
<b>TOTAL OPERATING &amp; MAINTENANCE EXPENSES</b>	<b>590,292</b>	<b>521,990</b>	<b>564,741</b>	<b>617,373</b>	<b>609,960</b>
<b>NET AVAILABLE ROAD FUND REVENUES</b>	<b>557,167</b>	<b>646,310</b>	<b>605,289</b>	<b>604,464</b>	<b>551,974</b>
LEASE RENTALS (1f & 1g)					
Turnpike Authority of KY					
Economic Development Road Project	150,045	153,287	154,821	154,413	142,392
State Property and Buildings Commission					
Project 73 (4th)	6,687	6,769	6,765	6,765	6,770
AVIS & AVIATION	4,963	4,975	4,973	4,975	1,830
C1 Garage	66	342	342	342	343
<b>TOTAL LEASE RENTALS</b>	<b>161,761</b>	<b>165,373</b>	<b>166,901</b>	<b>166,495</b>	<b>151,335</b>
<b>GROSS COVERAGE (1h)</b>	<b>7.0935</b>	<b>7.0646</b>	<b>7.0103</b>	<b>7.3386</b>	<b>7.6779</b>
<b>NET COVERAGE (1h)</b>	<b>3.4444</b>	<b>3.9082</b>	<b>3.6266</b>	<b>3.6305</b>	<b>3.6474</b>

The accompanying notes to the supplementary information are an integral part of this schedule.

This table illustrates the Transportation Cabinet's historical total available Road Fund obligations for the past five Fiscal Years. Motor fuel revenues are shown net of the required allocations for urban roads and streets, for rural and secondary roads, for county roads and bridges, and for the Kentucky Transportation Center. License, fees and permit revenues are shown net of required allocations for the Energy Recovery Road Fund and the restricted portions of regular and motorcycle operator's license fees. Operating and maintenance expenses reflect only those related to Commonwealth highway and highway-related projects from the Road Fund.

**COMMONWEALTH OF KENTUCKY TRANSPORTATION CABINET  
EXPENSES BY OBJECT WITHIN PROGRAMS (NOTE 2)  
GENERAL FUND  
JULY 1, 2019 TO JUNE 30, 2020**

	PERSONNEL COSTS	PERSONAL SERVICE CONTRACTS	OPERATING EXPENSE	GRANTS
<b>AIR TRANSPORTATION</b>				
AIR DEVELOPMENT				
BC53 AVIATION ECONOMIC DEVELOPMENT				949,492
TOTAL AIR DEVELOPMENT				949,492
<hr/>				
TOTAL AIR TRANSPORTATION				949,492
<b>PUBLIC TRANSPORTATION</b>				
EA51 MULTIMODAL SYS PLANNING		323,200	75,000	
EA52 MASS TRANSP CONSTRUCTION				4,927,279
TOTAL PUBLIC TRANSPORTATION		323,200	75,000	4,927,279
<b>GENERAL ADMINISTRATION AND SUPPORT</b>				
OFFICE OF SECRETARY				
KA21 SECRETARY'S OFFICE				500,000
				500,000
<hr/>				
TOTAL GENERAL FUND CURRENT YEAR		323,200	75,000	6,376,771

DEBT SERVICE	CAPITAL OUTLAY	CAPITAL CONSTRUCTION	HIGHWAY MATERIALS	TOTAL	FUNC
				949,492	BC53
				949,492	
				949,492	
				398,200	EA51
				4,927,279	EA52
				5,325,479	
				500,000	KA21
				500,000	
				6,774,971	

**COMMONWEALTH OF KENTUCKY TRANSPORTATION CABINET  
EXPENSES BY OBJECT WITHIN PROGRAMS (NOTE 2)  
CAPITAL PROJECTS FUND  
JULY 1, 2019 TO JUNE 30, 2020**

EMARS FUND	PROJECT NAME	PERSONNEL COSTS	OPERATING EXPENSE	GRANTS
C44V	REPLACE AUTOMATED VEHICLE INFO SYS (AVIS)			
C6CF	CONST KNOTT COUNTY MAINT FACILITY & SALT STOR			
C6CG	CONST HENDERSON COUNTY MAINT FACILITY&SALT STOR			
C6CM	CONST MUHLENBERG CO MAINT FACILITY & SALT STOR			
C6Q8	SECTION OFFICES-ROUND 3 PHASE A			
C6SX	SECTION OFFICES-OWEN COUNTY			
C780	CONSTRUCT JACKSON (D-10) DISTRICT OFFICE			
C781	UPGRADE AASHTOWARE			
C853	CARTER CAVE STATE PARK RESURFACING			
C87G	INTERNATIONAL REGISTRATION PLAN SYSTEM UPGRADE			
C87H	TRANSPORTATION ENTERPRISE DATABASE II			
C8BF	HARDIN COUNTY DISTRICT OFFICE - ROOF INSTALLATION			
C8BH	MCCRACKEN CO EQUIP GARAGE ROOF INSTALL			
C8CE	STATEWIDE FACILITY REMEDIATION & COMPLIANCE			
C8D7	LOADOMETER MAINTENANCE & REPAIRS STATEWIDE			
C8D8	REST AREA MAINTENANCE & REPAIRS STATEWIDE			
C8DH	PURCHASE WATER & OIL SEPARATORS			
C8DJ	OVERHEAD DOOR INSTALLATIONS & REPAIRS			
C8ED	MINOR FACILITY MAINTENANCE AND REPAIR			
C8HA	BULLITT CO WELCOME CENTER-BUILDING REPAIR			
C8J0	CHRISTIAN CO WELCOME CENTER-BUILDING REPAIR			
C8LG	CONSTRUCTION OF NEW SALT STORAGE FACILITIES			
C8MX	WHITLEY COUNTY WELCOME CTR-INT/EXT IMPROVEMENT			
C8MY	BEAUTIFICATION OF VARIOUS WELCOME CTR & REST AREAS			
C8N2	BUCKHORN STATE PARK ASPHALT RESUR PINIC&SHELTER AR			
C8NA	CAPITAL CITY AIRPORT HANGER 402 REPAIR			
C8T5	NEW ROWAN COUNTY WEIGH STATION			
C8T6	SCOTT COUNTY REST AREA FAC UPGRADES & REPAIRS			
C8T7	WOODFORD COUNTY REST AREA FAC UPGRADES & REPAIRS			
C8WV	EASTBOUND REST AREA REPAIRS WOODFORD CO			
C8XJ	LAKE MALONE STATE PARK			
C8Y9	CONSTRUCT SECTION OFFICE MADISON CO			
C8YU	KENTUCKY AVIATION ECONOMIC DEVELOPMENT FUND			
C8Z0	PARKS ROAD RESURFACING			
C8Z1	PARKS VARIOUS REPAIRS			
C91D	CONSTRUCT LINCOLN CO MAINT. GARAGE			

DEBT SERVICE	CAPITAL OUTLAY	CAPITAL CONSTRUCTION	HIGHWAY MATERIALS	TRANSFERS	TOTAL	EMARS FUND
		2,318,093			2,318,093	C44V
				2,188,748	2,188,748	C6CF
		5,679			5,679	C6CG
		5,670			5,670	C6CM
		370,603			370,603	C6Q8
		5,215		41,544	46,759	C6SX
		36,290			36,290	C780
		495,900		2,273	498,173	C781
		19,389			19,389	C853
		508,325			508,325	C87G
		63,158			63,158	C87H
		5,584		44,274	49,858	C8BF
		0		17,265	17,265	C8BH
		229,671			229,671	C8CE
		254,129			254,129	C8D7
		227,638		50,000	277,638	C8D8
		99,038		204	99,242	C8DH
		107,775			107,775	C8DJ
		915,970			915,970	C8ED
		95,006			95,006	C8HA
		61,080			61,080	C8JO
		574,154			574,154	C8LG
		14,624			14,624	C8MX
		(29)			(29)	C8MY
		24,987			24,987	C8N2
		1,207		8,106	9,313	C8NA
		22,017			22,017	C8T5
		34,447			34,447	C8T6
		28,141			28,141	C8T7
		24,589			24,589	C8WV
		60,161			60,161	C8XJ
		424,847		4,500	429,347	C8Y9
		3,525,400			3,525,400	C8YU
		507,726		3,657	511,383	C8Z0
		512,507			512,507	C8Z1
		21,612		108,132	129,744	C91D

**COMMONWEALTH OF KENTUCKY TRANSPORTATION CABINET  
EXPENSES BY OBJECT WITHIN PROGRAMS (NOTE 2)  
CAPITAL PROJECTS  
JULY 1, 2019 TO JUNE 30, 2020**

EMARS FUND	PROJECT NAME	PERSONNEL COSTS	OPERATING EXPENSE	GRANTS
C93T	AIRCRAFT MAINTENANCE POOL 2018-2020			
C93U	VARIOUS ENVIRONMENTAL COMPLIANCE 2018-2020			
C93V	ROAD MAINTENANCE PARKS 2018-2020			
C93W	REPAIR LOADOMETERS & REST AREAS 2018-2020			
C93X	MAINTENANCE POOL 2018-2020			
C93Y	CONSTRUCTION CRITTENDEN CO MAINT FAC & SALT STOR			
C940	CONSTRUCTION HOPKINS CO MAINT FAC & SALT STOR			
C94P	STRUCTURAL CONDITION MONTGOMERY CO REST AREA			
C94Q	FRANKLIN CO MATERIALS LAB			
C94T	MCCRACKEN CO WELCOME CENTER ROOF LEAKS			
C982	WATERLINE RECONSTRUCTION			
C998	BREATHITT COUNTY DISTRICT OFFICE DEMO			
C9A1	ROOF REPAIRS AND REPLACEMENTS			
C9B2	FLOYD CO WEIGH STATION NEW BUILDING			
C9B3	TOURISM WELCOME CENTER RE-IMAGING			
C9B5	ROUGH RIVER MARINA PARKING LOT EROSION			
C9BM	CARTER CAVES ST. PARK-COTTAGE LOOP RD RESUR&REPR			
C9CB	DEMOLIITION & RE-CONSTR SIMPSON CO WELCOME CENTER			
C9CC	DEMOLIITION & RE-CONSTR WHITLEY CO WELCOME CENTER			
C9EG	SHELBY CO MAINT & TRAFFIC GARAGE NEW ROOF			
C9EH	SHELBY CO SALT STORAGE			
C9EJ	MAJOR REPAIRS BULLITT CO WELCOME CENTER			
C9EN	MUHLENBERG CO SECTION OFFICE			
C9ES	LAUREL CO WEIGH STATION BUILDINGS REPAIRS			
C9F5	FAYETTE CO SECTION OFFICE NEW ROOF			
C9F6	WARREN CO TRAFFIC GARAGE NEW ROOF			
C9F7	PULASKI CO SALT STRUCTURE			
C9F8	HARDIN CO MAINT. GARAGE NEW ROOF			
C9F9	ROCKCASTLE CO SALT STRUCTURE			
C9G7	MARSHALL CO SALT STRUCTURE			
C9K9	BIG BONE PARK-MASTODON TRAIL RESURFACING			
C9KB	SPENCER CO EQUIPMENT SHED			
TOTAL CAPITAL PROJ FUND CURRENT YR		-	-	-



DEBT SERVICE	CAPITAL OUTLAY	CAPITAL CONSTRUCTION	HIGHWAY MATERIALS	TRANSFERS	TOTAL	EMARS FUND
		919,513		35,887	955,400	C93T
				650,000	650,000	C93U
				1,488,447	1,488,447	C93V
				1,689,500	1,689,500	C93W
				3,105,061	3,105,061	C93X
		1,480,040			1,480,040	C93Y
		51,858			51,858	C940
		7,700			7,700	C94P
		0		5,728	5,728	C94Q
		36,800			36,800	C94T
		8,830			8,830	C982
		246,326		2,452	248,778	C998
		440,040			440,040	C9A1
		367,201		-	367,201	C9B2
		21,712		-	21,712	C9B3
		9,713			9,713	C9B5
				43,000	43,000	C9BM
		1,646,349			1,646,349	C9CB
		2,746,379			2,746,379	C9CC
		136,247		23,753	160,000	C9EG
		359,550		11,450	371,000	C9EH
		948,535			948,535	C9EJ
		229,185			229,185	C9EN
		7,640			7,640	C9ES
		53,813		11,187	65,000	C9F5
		55,900		14,100	70,000	C9F6
		431,260		3,740	435,000	C9F7
		67,500		17,500	85,000	C9F8
		198,195		2,805	201,000	C9F9
		200,154		2,846	203,000	C9G7
		59,528			59,528	C9K9
		49,010			49,010	C9KB
-	-	22,379,581	-	9,576,159	31,955,740	

**COMMONWEALTH OF KENTUCKY TRANSPORTATION CABINET  
EXPENSES BY OBJECT WITHIN PROGRAMS (NOTE 2)  
ROAD FUND  
JULY 1, 2019 TO JUNE 30, 2020**

	PERSONNEL COSTS	PERSONAL SERVICE CONTRACTS	OPERATING EXPENSE	GRANTS
<b>FINANCE AND ADMINISTRATION CABINET</b>				
<b>OFFICE OF ADMINISTRATIVE SERV</b>				
DPSX FIN-TRANSPORT POSTAL SERV	149,592		2,770	
TOTAL OFFICE OF SECRETARY	149,592		2,770	
<b>OFFICE OF SECRETARY</b>				
BA00 FINANCE-DEBT SERVICE	317,727		3,173	
TOTAL OFFICE OF ADMIN SERV	317,727		3,173	
<b>DEPARTMENT OF REVENUE</b>				
RSLX MISCELLANEOUS TAXES	3,029,543		39,057	
RPVX - DIVISION OF STATE VALUATION	552,400			
TOTAL DEPARTMENT OF REVENUE	3,581,943		39,057	
TOTAL FINANCE AND ADMIN CABINET	4,049,262		45,000	
<b>JUSTICE AND PUBLIC SAFETY CABINET</b>				
<b>DEPT OF STATE POLICE</b>				
DD11 STATE POLICE OPERATIONS	56,163,094	(22,396)	16,639,195	2,469
CVER CVE R PROGRAM		419,373		
TPRR TROOPER R PROGRAM	(44,154)	2,245,120	60,438	
TOTAL STATE POLICE OPERATIONS	56,118,940	2,642,097	16,699,633	2,469
<b>KENTUCKY VEHICLE ENFORCEMENT</b>				
VE00 VEHICLE ENFORCEMENT	4,762,796	689	496,930	76
VMCS MOTOR CARRIER SAFETY ASST PROG	1,820,994		275,049	4,392
TOTAL KENTUCKY VEHICLE ENFORCEMENT	6,583,790	689	771,979	4,468
TOTAL JUSTICE AND PUBLIC SAFETY CABINE	62,702,730	2,642,786	17,471,612	6,937
<b>OFFICE OF STATE TREASURY</b>				
<b>TREASURY-GENERAL ADMINISTRATIVE</b>				
DA00 TREASURY GENERAL ADMINISTRATIVE	17,050		232,950	
TOTAL TREASURY GENERAL ADMINISTRATI	17,050		232,950	
TOTAL OFFICE OF STATE TREASURY	17,050		232,950	
<b>GOVERNOR'S OFFICE OF HOMELAND SECURITY</b>				
HS00 HOMELAND SECURITY	138,975		171,304	
TOTAL HOMELAND SECURITY	138,975		171,304	
TOTAL GOV OFF OF HOMELAND SECURITY	138,975		171,304	
<b>KENTUCKY ARTISAN CENTER AT BERE A</b>				
AC00 ARTISAN CENTER	553,000			
TOTAL KY ARTISAN CENTER	553,000			
TOTAL OTHER AGENCIES	67,461,017	2,642,786	17,920,866	6,937

DEBT SERVICE	CAPITAL OUTLAY	CAPITAL CONSTRUCTION	HIGHWAY MATERIALS	TRANSFERS	TOTAL	FUNC
					152,362	DPSX
					152,362	
					320,900	BA00
					320,900	
					3,068,600	RSLX
					552,400	RPVX
					3,621,000	
					4,094,262	
10,136	21,056	475			72,803,893	DD11
					429,509	CVER
					2,261,404	TPRR
10,136	21,056	475			75,494,806	
	83,234				5,343,725	VE00
	518,948				2,619,383	VMCS
	602,182				7,963,108	
10,136	623,238	475			83,457,914	
					250,000	DA00
					250,000	
					250,000	
	1,721				312,000	HS00
	1,721				312,000	
	1,721				312,000	
					553,000	AC00
					553,000	
10,136	624,959	475			88,667,176	

**COMMONWEALTH OF KENTUCKY TRANSPORTATION CABINET  
EXPENSES BY OBJECT WITHIN PROGRAMS (NOTE 2)  
ROAD FUND  
JULY 1, 2019 TO JUNE 30, 2020**

	PERSONNEL COSTS	PERSONAL SERVICE CONTRACTS	OPERATING EXPENSE	GRANTS
<b>TRANSPORTATION CABINET</b>				
<b>AIR DEVELOPMENT</b>				
BE53 AVIATION ADMINISTRATION				
TOTAL AIR DEVELOPMENT				
<b>CAPITAL CITY AIRPORT</b>				
BD01 CAPITAL CITY AIRPORT	648,201	461	184,917	
TOTAL CAPITAL CITY AIRPORT	648,201	461	184,917	
TOTAL AIR TRANSPORTATION	648,201	461	184,917	
<b>REVENUE SHARING</b>				
<b>COUNTY ROAD AID</b>				
CA01 COUNTY ROAD AID				1,033,203
CA02 COUNTY ROAD AID-COOP				124,792,320
CA03 COUNTY ROAD AID-COOP EMER				3,754,880
TOTAL COUNTY ROAD AID				129,580,403
<b>RURAL SECONDARY</b>				
CB01 RS EMERGENCY RESERVE	260,146	4,950	3,815,221	
CB04 RS MAINTENANCE				
CB06 RS CONSTRUCTION	2,028,801	23,964	1,818,712	
CB07 RS ADMINISTRATION	553,481		3,865,147	
TOTAL RURAL SECONDARY	2,842,428	28,914	9,499,080	
<b>MUNICIPAL AID</b>				
CC01 MUNICIPAL AID				43,185,960
CC02 MUNICIPAL AID-COOP				10,824,056
CC03 MUNICIPAL AID-COOP EMER				251,003
TOTAL MUNICIPAL AID				54,261,019
<b>ENERGY RECOVERY</b>				
CD01 ENERGY RECOVERY	14,883	5,221	530	
TOTAL ENERGY RECOVERY	14,883	5,221	530	
<b>COMMISSIONER'S OFFICE</b>				
CF01 COMMISSIONER'S OFFICE	198,308		22,896	
CF02 SPECIAL PROGRAMS	486,621		1,859	
TOTAL COMMISSIONER'S OFFICE	684,929		24,755	
TOTAL REVENUE SHARING	3,542,240	34,135	9,524,365	183,841,422

DEBT SERVICE	CAPITAL OUTLAY	CAPITAL CONSTRUCTION	HIGHWAY MATERIALS	TRANSFERS	TOTAL	FUNC
1,829,731					1,829,731	BE53
1,829,731					1,829,731	
		42,753	35		876,367	BD01
		42,753	35		876,367	
1,829,731		42,753	35		2,706,098	
					1,033,203	CA01
					124,792,320	CA02
		30,275			3,785,155	CA03
		30,275			129,610,678	
		5,372,042	967,734		10,420,093	CB01
		57,239,400			57,239,400	CB04
		72,966,467	3,258,250		80,096,194	CB06
					4,418,628	CB07
		135,577,909	4,225,984		152,174,315	
					43,185,960	CC01
					10,824,056	CC02
					251,003	CC03
					54,261,019	
		271,246			291,880	CD01
		271,246			291,880	
					221,204	CF01
					488,480	CF02
					709,684	
		135,879,430	4,225,984		337,047,576	

**COMMONWEALTH OF KENTUCKY TRANSPORTATION CABINET  
EXPENSES BY OBJECT WITHIN PROGRAMS (NOTE 2)  
ROAD FUND  
JULY 1, 2019 TO JUNE 30, 2020**

	PERSONNEL COSTS	PERSONAL SERVICE CONTRACTS	OPERATING EXPENSE	GRANTS
<b>HIGHWAYS</b>				
RESEARCH				
FA01 RESEARCH	153,223	1,147,911		
TOTAL RESEARCH	153,223	1,147,911		
CONSTRUCTION				
FD04 CONSTRUCTION	17,917,332	39,951,767	9,353,289	4,108,053
FD05 STATEWIDE RESURFACING	5,938,770	89,201	7,108,136	
FD07 INDUSTRIAL ACCESS				
FD12 SHORT LINE RAILROAD ASST.	6,638		74,851	49,350
FD39 SECRETARY'S EMERG/DISCRET FUND	77,484	11,282	299,488	2,500,000
FD51 FHWA - SPECIAL PROJECTS	341,586	(17,800)	1,749,417	
FD52 FEDERAL AID PROJECTS	11,531,804	3,399,388	2,979,151	
FD54 LOUISVILLE BRIDGE PROJECT	7,336			
FD55 BRIDGING KENTUCKY PROGRAM	1,658,502	154,853	57,874	
FDZZ INCIDENTAL JUDGEMENTS			500	
TOTAL CONSTRUCTION	37,479,452	43,588,691	21,622,706	6,657,403
MAINTENANCE				
FE01 MAINTENANCE	176,438,893	2,567,515	94,127,446	2,370
FE02 BRIDGE MAINTENANCE	2,961,119	1,195,267	16,817,375	
FE04 TRAFFIC	19,612,031	762,832	13,174,924	
FE06 MAINT - CAPITAL IMPROVE	31,862		463,888	
FE07 REST AREA MAINTENANCE	6,423,729		1,954,847	
TOTAL MAINTENANCE	205,467,634	4,525,614	126,538,480	2,370
ENGINEERING ADMINISTRATION				
FG01 CONSTRUCTION	2,215,285	30,180	35,379	
FG02 MATERIALS	3,358,637		443,250	
FG03 BRIDGES	674,238		136,022	
FG04 DESIGN	3,472,050	60,080	218,919	
FG07 ENVIRONMENTAL ANALYSIS	804,463	6,433	17,137	
FG08 RIGHT OF WAY	593,085	4,216	231,392	
FG09 PROGRAM MANAGEMENT	1,538,050		8,396	
FG11 PLANNING	449,077		33,315	
FG14 PROFESSIONAL SERVICES	857,945		5,941	
TOTAL ENGINEERING ADMIN	13,962,830	100,909	1,129,751	
PLANNING				
FH01 DISTRICT OVERHEAD PLANNING	152,595		19,422	
FH02 HIGHWAYS PLANNING	1,533,298		7,546	
FH03 METROPOLITAN PLANNING	574	123,920		
FH06 AREA DEVELOP DIST FINANCIAL ASST		840,196		
TOTAL PLANNING	1,686,467	964,116	26,968	

DEBT SERVICE	CAPITAL OUTLAY	CAPITAL CONSTRUCTION	HIGHWAY MATERIALS	TRANSFERS	TOTAL	FUNC
					1,301,134	FA01
					1,301,134	
		89,752,088	4,314,480		165,397,009	FD04
		114,432,105	1,064,063		128,632,275	FD05
		924,764			924,764	FD07
		1,272,446	171,162		1,574,447	FD12
		45,876,041	34,254		48,798,549	FD39
		667,179	341,613		3,081,995	FD51
		20,606,531	835,777		39,352,651	FD52
					7,336	FD54
		7,859,503			9,730,732	FD55
					500	FDZZ
		281,390,657	6,761,349		397,500,258	
	425,000	4,862,909	33,337,655		311,761,788	FE01
		1,614,504	372,223		22,960,488	FE02
	17,510	361,379	3,889,020		37,817,696	FE04
		86,303	22,722		604,775	FE06
		650	13,347		8,392,573	FE07
	442,510	6,925,745	37,634,967		381,537,320	
		821	1,020		2,282,685	FG01
			3,639		3,805,526	FG02
		223	51		810,534	FG03
	325,320	474	233		4,077,076	FG04
		1,202			829,235	FG07
		1,717			830,410	FG08
					1,546,446	FG09
					482,392	FG11
					863,886	FG14
	325,320	4,437	4,943		15,528,190	
					172,017	FH01
			849		1,541,693	FH02
					124,494	FH03
					840,196	FH06
			849		2,678,400	

**COMMONWEALTH OF KENTUCKY TRANSPORTATION CABINET**  
**EXPENSES BY OBJECT WITHIN PROGRAMS (NOTE 2)**  
**ROAD FUND**  
**JULY 1, 2019 TO JUNE 30, 2020**

	PERSONNEL COSTS	PERSONAL SERVICE CONTRACTS	OPERATING EXPENSE	GRANTS
<b>OPERATIONS</b>				
FJ01 HIGHWAY DISTRICT OPERATIONS	24,128,090		1,806,411	
FJ02 ADMINISTRATION EARNINGS-RS	14,296		(2,575,600)	
FJ04 OFFICE OF COMMISSIONER	925		1,452	
FJ05 CONTRACT PROCUREMENT	2,423,466		31,433	
FJ06 STATE HIGHWAY ENGINEER	6,954,101	121,175	250,406	
TOTAL OPERATIONS	33,520,878	121,175	(485,898)	
<b>OFFICE OF HWY SAFETY</b>				
FL01 SAFETY OFFICE	126,369	36,988	499	
FL02 INCIDENT MANAGEMENT	3,288,308		1,123,770	
FL03 HWY SAFETY PROGRAMS	305,888	36,711	152,187	
TOTAL HWY SAFETY	3,720,565	73,699	1,276,456	
TOTAL HIGHWAYS	295,991,049	50,522,115	150,108,463	6,659,773
<b>VEHICLE REGULATION</b>				
GA01 OFFICE OF THE COMMISSIONER	904,369		523,872	
GA02 DRIVERS LICENSES	5,986,587		1,582,474	
GA03 MOTOR CARRIERS	3,869,762		90,494	
GA04 MOTOR VEHICLE LICENSES	1,852,772		1,616,129	
GA06 CUSTOMER SERVICE	856,876		1,212	
GA07 DRIVERS EDUCATION	70,396	330,129		
GA08 PHOTO LICENSES	740		3,147,383	
GA09 TRAFFIC OFFENDERS SCHOOL	1,399	395,522		
GA10 VEHICLE TITLING	2,873,018		749,462	
GA31 IGNITION INTERLOCK DEVICE PROG	132,121			
TOTAL VEHICLE REGULATION	16,548,040	725,651	7,711,026	
<b>DEBT SERVICE</b>				
HA05 ED - LEASE RENTAL	100,000			
TOTAL DEBT SERVICE	100,000			



DEBT SERVICE	CAPITAL OUTLAY	CAPITAL CONSTRUCTION	HIGHWAY MATERIALS	TRANSFERS	TOTAL	FUNC
	19,636	351	2,911		25,957,399	FJ01
					(2,561,304)	FJ02
					2,377	FJ04
					2,454,899	FJ05
					<u>7,325,682</u>	FJ06
	19,636	351	2,911		33,179,053	
					163,856	FL01
				10	4,412,088	FL02
		<u>52,385</u>			<u>547,171</u>	FL03
		52,385		10	5,123,115	
	787,466	288,373,575	44,405,029		836,847,470	
					1,428,241	GA01
	190,329	16,612			7,776,002	GA02
					3,960,256	GA03
					3,468,901	GA04
					858,088	GA06
					400,525	GA07
					3,148,123	GA08
					396,921	GA09
					3,622,480	GA10
					<u>132,121</u>	GA31
	190,329	16,612			25,191,658	
					142,392,346	HA05
					<u>142,392,346</u>	

**COMMONWEALTH OF KENTUCKY TRANSPORTATION CABINET  
EXPENSES BY OBJECT WITHIN PROGRAMS (NOTE 2)  
ROAD FUND**

**JULY 1, 2019 TO JUNE 30, 2020**

PERSONNEL COSTS	PERSONAL SERVICE CONTRACTS	OPERATING EXPENSE	GRANTS
--------------------	-------------------------------	----------------------	--------

**GENERAL ADMINISTRATION AND SUPPORT**

OFFICE OF SECRETARY

KA01 GENERAL COUNSEL	3,114,096	503,208	306,435	
KA02 BOARD OF CLAIMS	86,343	174	422,859	
KA10 OFFICE OF MINORITY AFFAIRS	960,184		18,063	
KA21 SECRETARY'S OFFICE	1,399,185		117,990	
KA22 PUBLIC RELATIONS	671,121		21,695	
KA23 POLICY & BUDGET	965,637		2,278	
KA24 ADMINISTRATIVE SUPPORT EARNINGS			(1,318,914)	
KA35 TRANSPORTATION ACCOUNTABILITY	763,938	24,583	6,659	
KA40 DIVISION OF ACCOUNTS	1,933,153	14,225	8,332	
KA46 OFFICE OF PERSONNEL MANAGEMENT	274,749		346,361	
KA47 SUPPORT SERVICES	75,691		1,412	
KA48 FACILITY MANAGEMENT	2,866,979		7,471,755	
KA49 GRAPHIC DESIGN AND PRINTING	108,416		1,573,103	
KA50 PURCHASES	709,030		6,496	
KA51 INFORMATION TECHNOLOGY	9,652,120		5,183,160	
KA52 TECHNOLOGY INFRASTRUCTURE	44,381		20,444,599	
KA57 DIV OF PERSONNEL MANAGEMENT	1,323,336		4,732	
KA58 DIV OF EMPLOYEE MANAGEMENT	1,142,216	33,649	89,087	137
KA59 PROFESSIONAL DEVEL & ORG	1,362,318		38,312	
KA60 AUDITS	354,999	682,633	38,157	
KA61 ROAD FUND AUDITS	1,978,014		17,760	
KA62 AUDIT SERVICES	1,846,628		7,753	
TOTAL OFFICE OF SECRETARY	31,632,534	1,258,472	34,808,084	137
TOTAL GEN ADMIN AND SUPPORT	31,632,534	1,258,472	34,808,084	137

**TRANSFERS TO CAPITAL CONSTRUCTION**

ND00 TRANSFERS TO CAPITAL CONST

TOTAL TRANS TO CAPITAL CONST

TOTAL TRANSPORTATION CABINET

TOTAL ALL CABINETS

	348,462,064	52,540,834	202,336,855	190,501,332
	415,923,081	55,183,620	220,257,721	190,508,269

**NON-BUDGETARY**

RECEIPTS TO SURPLUS

NE00 AN05 UNREDEEMED CHECKS

TOTAL RECEIPTS TO SURPLUS

GRAND TOTAL

			60,854	
			60,854	
	415,923,081	55,183,620	220,318,575	190,508,269

DEBT SERVICE	CAPITAL OUTLAY	CAPITAL CONSTRUCTION	HIGHWAY MATERIALS	TRANSFERS	TOTAL	FUNC
		724			3,924,463	KA01
					509,376	KA02
					978,247	KA10
	9,700	15,000			1,541,875	KA21
					692,816	KA22
					967,915	KA23
					(1,318,914)	KA24
					795,180	KA35
					1,955,710	KA40
					621,110	KA46
					77,103	KA47
7,112,207					17,450,941	KA48
					1,681,519	KA49
					715,526	KA50
					14,835,280	KA51
					20,488,980	KA52
					1,328,068	KA57
					1,265,089	KA58
					1,400,630	KA59
					1,075,789	KA60
					1,995,774	KA61
					1,854,381	KA62
7,112,207	9,700	15,724			74,836,858	
7,112,207	9,700	15,724			74,836,858	
	6,940,000				6,940,000	ND00
	6,940,000				6,940,000	
151,334,284	7,927,495	424,328,094	48,631,048		1,426,062,006	
151,344,420	8,552,454	424,328,569	48,631,048		1,514,729,182	
				50,170	111,024	NE00/AN05
				50,170	111,024	
151,344,420	8,552,454	424,328,569	48,631,048	50,170	1,514,840,206	

**COMMONWEALTH OF KENTUCKY TRANSPORTATION CABINET  
EXPENSES BY OBJECT WITHIN PROGRAMS (NOTE 2)  
FEDERAL FUND  
JULY 1, 2019 TO JUNE 30, 2020**

	PERSONNEL COSTS	PERSONAL SERVICE CONTRACTS	OPERATING EXPENSE	GRANTS
<b>AIR TRANSPORTATION</b>				
AIR DEVELOPMENT				
BC62 GENERAL AVIATION FED GRANT	(1,116)	9,630		75,389
TOTAL AIR DEVELOPMENT CONST	(1,116)	9,630		75,389
CAPITAL CITY AIRPORT				
BD01 CAPITAL CITY AIRPORT	622			
TOTAL CAPITAL CITY AIRPORT	622			
TOTAL AIR TRANSPORTATION	(494)	9,630		75,389
<b>PUBLIC TRANSPORTATION</b>				
EA52 MASS TRANSPORTATION	1,024,033		12,702	33,754,623
TOTAL PUBLIC TRANSPORTATION	1,024,033		12,702	33,754,623
TOTAL PUBLIC TRANSPORTATION	1,024,033		12,702	33,754,623
<b>HIGHWAYS</b>				
RESEARCH				
FA01 RESEARCH		1,917,690		
TOTAL RESEARCH		1,917,690		
CONSTRUCTION				
FD52 FEDERAL AID PROJECTS	54,838,671	73,081,422	15,885,311	18,014,297
FD53 GARVEE BOND DEBT SERVICE				
FD54 LOUISVILLE BRIDGE PROJECT	34,573	77,590	6,495	
FD55 BRIDGING KENTUCKY PROGRAM	3,326,454	713,776	208,982	
TOTAL CONSTRUCTION	58,199,698	73,872,788	16,100,788	18,014,297
MAINTENANCE				
FE00 MAINTENANCE-FEDERAL				
FE01 MAINTENANCE	73,476		49,367	
FE02 BRIDGE MAINTENANCE			2,081	
FE04 TRAFFIC	10,187		2,642	
FE07 REST AREA MAINTENANCE			440	
TOTAL MAINTENANCE	83,663		54,530	

DEBT SERVICE	CAPITAL OUTLAY	CAPITAL CONSTRUCTION	HIGHWAY MATERIALS	TRANSFERS	TOTAL	FUNC
		117,526			201,429	BC62
		117,526			201,429	
					622	BD01
					622	
		117,526			202,051	
					34,791,358	EA52
					34,791,358	
					34,791,358	
					1,917,690	FA01
					1,917,690	
95,141,307	307,120	600,714,079	4,625,461		767,466,361	FD52
		(113,303)			95,141,307	FD53
		59,425,144	1		5,355	FD54
95,141,307	307,120	660,025,920	4,625,462		63,674,357	FD55
					926,287,380	
					122,843	FE01
					2,081	FE02
			849		13,678	FE04
					440	FE07
			849		139,042	

**COMMONWEALTH OF KENTUCKY TRANSPORTATION CABINET  
EXPENSES BY OBJECT WITHIN PROGRAMS (NOTE 2)  
FEDERAL FUND  
JULY 1, 2019 TO JUNE 30, 2020**

	PERSONNEL COSTS	PERSONAL SERVICE CONTRACTS	OPERATING EXPENSE	GRANTS
<b>ENGINEERING ADMINISTRATION</b>				
FG08 RIGHT OF WAY			17	
TOTAL ENGINEERING ADMINISTRATION			17	
<b>PLANNING</b>				
FH02 HWY PLANNING	7,232,529	2,329,549	373,986	
FH03 METROPOLITAN PLANNING	77,291	2,225,476		
TOTAL PLANNING	7,309,820	4,555,025	373,986	
<b>OPERATIONS</b>				
FJ01 HIGHWAY DISTRICT OPERATIONS			5,004	
TOTAL OPERATIONS			5,004	
<b>EQUIPMENT SERVICES</b>				
FK01 EQUIPMENT OPERATIONS	38,805		82,258	
TOTAL EQUIPMENT SERVICES	38,805		82,258	
<b>OFFICE OF HWY SAFETY</b>				
FL02 INCIDENT MANAGEMENT	82,845		20,012	
FL03 HWY SAFETY PROGRAMS - NHTSA	691,735	1,516,873	33,407	2,978,552
TOTAL HWY SAFETY	774,580	1,516,873	53,419	2,978,552
TOTAL HIGHWAYS	66,406,566	81,862,376	16,670,002	20,992,849
<b>VEHICLE REGULATION</b>				
GA02 DRIVER LICENSING		87,445	461	
GA03 MOTOR CARRIERS	534,977	593,211	478,044	
TOTAL VEHICLE REGULATION	534,977	680,656	478,505	
<b>GENERAL ADMINISTRATION AND SUPPORT</b>				
<b>OFFICE OF SECRETARY</b>				
KA48 FACILITY MANAGEMENT			18,355	
TOTAL OFFICE OF SECRETARY			18,355	
TOTAL FEDERAL FUND	67,965,082	82,552,662	17,179,564	54,822,861

DEBT SERVICE	CAPITAL OUTLAY	CAPITAL CONSTRUCTION	HIGHWAY MATERIALS	TRANSFERS	TOTAL	FUNC
					17	FG08
					17	
			66,339		10,002,403	FH02
					2,302,767	FH03
			66,339		12,305,170	
					5,004	FJ01
					5,004	
					121,063	FK01
					121,063	
					102,857	FL02
					5,220,567	FL03
					5,323,424	
95,141,307	307,120	660,025,920	4,692,650		946,098,790	
					87,906	GA02
			795		1,607,027	GA03
			795		1,694,933	
					18,355	KA48
					18,355	
95,141,307	307,120	660,143,446	4,693,445		982,805,487	

**COMMONWEALTH OF KENTUCKY TRANSPORTATION CABINET  
EXPENSES BY OBJECT WITHIN PROGRAMS (NOTE 2)  
AGENCY FUND**

**JULY 1, 2019 TO JUNE 30, 2020**

	PERSONNEL COSTS	PERSONAL SERVICE CONTRACTS	OPERATING EXPENSE	GRANTS
<b>AIR TRANSPORTATION</b>				
AIR DEVELOPMENT				
BC02 AIRPORT INSPECTION	9,866		2,553	
BC51 AERONAUTICS	1,435,186	5,321	80,897	
BC53 AVIATION ECONOMIC DEV		821,032		7,560,575
BC54 FEDERAL PROJECT MATCH	1,117	97,686		1,529,212
TOTAL AIR DEVELOPMENT	1,446,169	924,039	83,450	9,089,787
CAPITAL CITY AIRPORT				
BD01 CAPITAL CITY AIRPORT	605,796		363,802	
TOTAL CAPITAL CITY AIRPORT	605,796		363,802	
TOTAL AIR TRANSPORTATION	2,051,965	924,039	447,252	9,089,787
<b>PUBLIC TRANSPORTATION</b>				
PUBLIC TRANSPORTATION				
EA53 HUMAN SERVICES TRANS ADMIN	557,967		2,033	
TOTAL PUBLIC TRANSPORTATION	557,967		2,033	
TOTAL PUBLIC TRANSPORTATION	557,967		2,033	
<b>HIGHWAYS</b>				
CONSTRUCTION				
FD04 CONSTRUCTION	36,574	48,136		526,095
FD05 STATEWIDE RESURFACING				
FD51 FHWA-SPECIAL PROJECTS	477,783	(53,402)	4,070,828	
FD52 FEDERAL AID PROJECTS	33,284	1,244,559	280	
TOTAL CONSTRUCTION	547,641	1,239,293	4,071,108	526,095
MAINTENANCE				
FE01 MAINTENANCE	73,535	2,043,334	1,442,019	
FE04 TRAFFIC	4,143	(1,394)	53,585	
TOTAL MAINTENANCE	77,678	2,041,940	1,495,604	
EQUIPMENT SERVICES				
FK01 EQUIPMENT OPERATIONS	17,393,547	14,696	27,000,589	5,057
FK03 EQUIPMENT PURCHASES			1,892	
FK05 EQUIPMENT DEPRECIATION			(9,000,000)	
FK07 BUY BACK EQUIPMENT				
TOTAL EQUIPMENT SERVICES	17,393,547	14,696	18,002,481	5,057
OFFICE OF HWY SAFETY				
FL03 HWY SAFETY PROGRAMS				1,601
TOTAL HWY SAFETY				1,601



DEBT SERVICE	CAPITAL OUTLAY	CAPITAL CONSTRUCTION	HIGHWAY MATERIALS	TRANSFERS	TOTAL	FUNC
		487			12,419	BC02
		1,052,545		2,253,800	1,521,891	BC51
		(21,932)			11,687,952	BC53
		1,031,100		2,253,800	1,606,083	BC54
					14,828,345	
		582,982			1,552,580	BD01
		582,982			1,552,580	
		1,614,082		2,253,800	16,380,925	
					560,000	EA53
					560,000	
					560,000	
		3,013,440			3,624,245	FD04
		199			199	FD05
		2,002,290	600,470		7,097,969	FD51
		522,988			1,801,111	FD52
		5,538,917	600,470		12,523,524	
		(9,795)	59,502		3,608,595	FE01
			211,880		268,214	FE04
		(9,795)	271,382		3,876,809	
		9,246	(66,360)		44,356,775	FK01
		28,777,277			28,779,169	FK03
					(9,000,000)	FK05
		1,266,860			1,266,860	FK07
		30,053,383	(66,360)		65,402,804	
					1,601	FL03
					1,601	

**COMMONWEALTH OF KENTUCKY TRANSPORTATION CABINET  
EXPENSES BY OBJECT WITHIN PROGRAMS (NOTE 2)  
AGENCY FUND**

**JULY 1, 2019 TO JUNE 30, 2020**

	PERSONNEL COSTS	PERSONAL SERVICE CONTRACTS	OPERATING EXPENSE	GRANTS
<b>BOND CONSTRUCTION</b>				
ED BOND SERIES				
JL03 2009 GA AUTH ED BONDS SERIES	613,279	465,992	3,466	
JL04 2010 GA AUTH ED BONDS SERIES	912,771	386,044	87,015	
TOTAL ED BOND SERIES	1,526,050	852,036	90,481	
BRAC ED BOND SERIES				
JP01 2008 GA AUTH BRAC BONDS	1,601	612,316		
JP02 2010 GA AUTH BRAC BONDS	984,506	665,681	36,735	
TOTAL BRAC ED BOND SERIES	986,107	1,277,997	36,735	
TOTAL ED BOND	2,512,157	2,130,033	127,216	
LISORB PROJ GARVEE BONDS				
JZ01 2008 LOUISVILLE BRIDGES				
JZ02 2010 LOUISVILLE BRIDGES				
TOTAL LISORB PROJ				
TOTAL GARVEE BOND				
TOTAL BOND CONSTRUCTION	2,512,157	2,130,033	127,216	
TOTAL HIGHWAYS	20,531,023	5,425,962	23,696,409	532,753
<b>VEHICLE REGULATION</b>				
GA12 ALCOHOLIC DRIVER EDUCATION	227,943			
GA16 MOTOR BOAT TITLING	262,077			
GA17 COMMERCIAL DRIVERS LICENSES	832,106			
GA18 SOLID WASTE TRANSPORT LIC	85,221			
GA25 REFLECTORIZED LICENSE PLATE				
GA27 AVIS REPLACEMENT				
GA28 COUNTY CLERK IT IMPROVEMENT	116,468		3,289,518	
GA29 COUNTY CLERK REVENUE SUPP ACCT				4,355,789
GA30 IFTA PROCESSING	737,024		1,945	
TOTAL VEHICLE REGULATION	2,260,839		3,291,463	4,355,789
MOTOR VEHICLE COMMISSION				
GB01 MOTOR VEHICLE COMMISSION	819,245	30,468	115,810	
TOTAL MOTOR VEHICLE COMMISSION	819,245	30,468	115,810	
TOTAL VEHICLE REGULATION	3,080,084	30,468	3,407,273	4,355,789
<b>GENERAL ADMINISTRATION AND SUPPORT</b>				
EXECUTIVE POLICY AND MANAGEMENT				
KA20 OTHER AGENCY PARTICIPATION	5,107			
KA21 SECRETARY OF TRANSPORTATION				10,000
TOTAL EXECUTIVE POL AND MGMT	5,107			10,000
TOTAL GENERAL ADMIN AND SUPPORT	5,107			10,000
TOTAL AGENCY FUND	26,226,146	6,380,469	27,552,967	13,988,329

DEBT SERVICE	CAPITAL OUTLAY	CAPITAL CONSTRUCTION	HIGHWAY MATERIALS	TRANSFERS	TOTAL	FUNC
		649,937			1,732,674	JL03
		3,049,017	3,454		4,438,301	JL04
		3,698,954	3,454		6,170,975	
					613,917	JP01
		12,180,742	111,089		13,978,753	JP02
		12,180,742	111,089		14,592,670	
		15,879,696	114,543		20,763,645	
		6,218,798			6,218,798	JZ01
		(6,218,798)			(6,218,798)	JZ02
		15,879,696	114,543		20,763,645	
		51,462,201	920,035		102,568,383	
					227,943	GA12
					262,077	GA16
					832,106	GA17
					85,221	GA18
				2,000,000	2,000,000	GA25
				4,000,000	4,000,000	GA27
					3,405,986	GA28
					4,355,789	GA29
					738,969	GA30
				6,000,000	15,908,091	
					965,523	GB01
					965,523	
				6,000,000	16,873,614	
					5,107	KA20
					10,000	KA21
					15,107	
					15,107	
		53,076,283	920,035	8,253,800	136,398,029	

**COMMONWEALTH OF KENTUCKY TRANSPORTATION CABINET  
EXPENSES BY OBJECT WITHIN PROGRAMS (NOTE 2)  
OTHER EXPENDABLE TRUST FUND  
JULY 1, 2019 TO JUNE 30, 2020**

	PERSONNEL COSTS	PERSONAL SERVICE CONTRACTS	OPERATING EXPENSE	GRANTS
<b>PUBLIC TRANSPORTATION</b>				
CONSERVATION - MASS FED AID				
6371 HUMAN SERVICES TRANSPORTATION				107,633,821
TOTAL CONSERVATION - MASS FED AID				107,633,821
TOTAL PUBLIC TRANSPORTATION				107,633,821
TOTAL OTHER EXPENDABLE TRUST FUND				107,633,821

DEBT SERVICE	CAPITAL OUTLAY	CAPITAL CONSTRUCTION	HIGHWAY MATERIALS	TRANSFERS	TOTAL	FUND
					107,633,821	6371
				-	107,633,821	
				-	107,633,821	
				-	107,633,821	

**COMMONWEALTH OF KENTUCKY TRANSPORTATION CABINET  
EXPENSES BY COUNTY (NOTE 3)  
GENERAL, CAPITAL PROJECTS, ROAD, FEDERAL, AGENCY,  
AND OTHER EXPENDABLE TRUST FUNDS  
JULY 1, 2019 TO JUNE 30, 2020**

	ADAIR	ALLEN	ANDERSON	BALLARD	BARREN	BATH
GENERAL ADMINISTRATION AND SUPPORT	7,252	57	3,120	2,674	392	2,038
AVIATION						
AIR TRANSPORTATION	6,563	-	-	-	1,729	-
CAPITAL CITY AIRPORT						
CAPITAL CONSTRUCTION	60,341	0.00	0.00	880	97,745	1,931
DEBT SERVICE						
HIGHWAYS						
STATE FUNDED PROGRAMS	1,140,982	5,014,390	1,215,087	1,254,567	1,758,020	1,799,102
FEDERAL	102,412	1,444,073	45,698	3,261,406	1,011,829	2,374,599
BONDED	-	-	-	-	489	9,133
MAINT	2,819,914	2,026,662	1,567,074	1,703,547	3,589,508	1,960,441
OTHER PROGRAMS	163,401	-	-	-	(14)	108,269
HUMAN SERVICES TRANSPORTATION						
PUBLIC TRANSPORTATION						
REVENUE SHARING						
COUNTY ROAD AID	1,300,064	1,160,335	947,692	834,927	1,594,758	1,002,341
ENERGY RECOVERY	0.00	0.00	0.00	0.00	0.00	0.00
MUNICIPAL	88,365	83,880	-	33,424	44,461	30,368
RURAL SECONDARY	1,518,986	1,395,151	624,410	1,064,049	1,983,304	1,343,080
COMM OFF						
VEHICLE REGULATION						
TRANSFERS TO CAPITAL CONSTRUCTION						
COUNTY TOTAL FY20	<b>7,208,280</b>	<b>11,124,546</b>	<b>4,403,081</b>	<b>8,155,473</b>	<b>10,082,222</b>	<b>8,631,304</b>
5 YEAR TOTAL FROM FY 2015 - 2019	48,556,429	38,774,360	35,173,081	19,826,827	97,931,644	33,803,088

**COMMONWEALTH OF KENTUCKY TRANSPORTATION CABINET  
EXPENSES BY COUNTY (NOTE 3)  
GENERAL, CAPITAL PROJECTS, ROAD, FEDERAL, AGENCY,  
AND OTHER EXPENDABLE TRUST FUNDS  
JULY 1, 2019 TO JUNE 30, 2020**

	BELL	BOONE	BOURBON	BOYD	BOYLE	BRACKEN
GENERAL ADMINISTRATION AND SUPPORT	3,162	-	-	-	905	-
AVIATION						
AIR TRANSPORTATION	153,508	-	-	118,459	29,875	-
CAPITAL CITY AIRPORT						
CAPITAL CONSTRUCTION	1,363	515,014	0.00	12,534	77,160	2,577
DEBT SERVICE						
HIGHWAYS						
STATE FUNDED PROGRAMS	1,548,349	1,188,987	1,375,233	6,128,859	1,194,347	3,254,360
FEDERAL	1,342,447	87,907,622	3,214,955	2,824,108	332,239	458,065
BONDED	-	-	5,000	801,891	-	-
MAINT	5,759,173	7,411,279	1,607,233	2,558,194	2,304,173	1,227,747
OTHER PROGRAMS	41,414	31,185	-	103,995	-	15
HUMAN SERVICES TRANSPORTATION						
PUBLIC TRANSPORTATION						
REVENUE SHARING						
COUNTY ROAD AID	1,116,552	764,501	829,566	762,024	710,560	876,665
ENERGY RECOVERY	0.00	0.00	0.00	0.00	0.00	0.00
MUNICIPAL	205,113	161,986	175,778	36,838	-	23,620
RURAL SECONDARY	1,088,961	1,291,850	840,859	668,425	806,633	1,021,065
COMM OFF						
VEHICLE REGULATION						
TRANSFERS TO CAPITAL CONSTRUCTION						
COUNTY TOTAL FY20	<b>11,260,042</b>	<b>99,272,423</b>	<b>8,048,624</b>	<b>14,015,326</b>	<b>5,455,891</b>	<b>6,864,113</b>
5 YEAR TOTAL FROM FY 2015 - 2019	56,450,932	177,990,876	53,519,506	49,056,057	26,330,910	33,020,565

**COMMONWEALTH OF KENTUCKY TRANSPORTATION CABINET  
EXPENSES BY COUNTY (NOTE 3)  
GENERAL, CAPITAL PROJECTS, ROAD, FEDERAL, AGENCY,  
AND OTHER EXPENDABLE TRUST FUNDS  
JULY 1, 2019 TO JUNE 30, 2020**

	BREATHITT	BRECKINRIDGE	BULLITT	BUTLER	CALDWELL	CALLOWAY
GENERAL ADMINISTRATION AND SUPPORT	6,610	1,844	4,113	-	3,867	-
AVIATION						
AIR TRANSPORTATION	-	58,815	-	-	116,088	112,923
CAPITAL CITY AIRPORT						
CAPITAL CONSTRUCTION	301,030	15,214	1,138,584	0.00	2,210	3,979
DEBT SERVICE						
HIGHWAYS						
STATE FUNDED PROGRAMS	1,895,018	1,851,023	5,108,805	778,623	2,167,391	8,443,487
FEDERAL	4,777,822	1,159,326	13,911,418	668,962	1,366,973	8,645,160
BONDED	-	-	395	-	-	-
MAINT	3,678,828	1,886,148	3,461,029	2,420,339	1,915,679	1,543,495
OTHER PROGRAMS	478	-	108,494	-	6	-
HUMAN SERVICES TRANSPORTATION						
PUBLIC TRANSPORTATION						
REVENUE SHARING						
COUNTY ROAD AID	1,692,674	1,611,732	990,861	1,192,330	680,842	1,718,749
ENERGY RECOVERY	0.00	0.00	0.00	0.00	0.00	0.00
MUNICIPAL	44,282	79,372	180,959	47,518	125,621	352,131
RURAL SECONDARY	1,846,935	1,803,967	1,491,885	769,870	1,083,312	1,741,722
COMM OFF						
VEHICLE REGULATION						
TRANSFERS TO CAPITAL CONSTRUCTION						
COUNTY TOTAL FY20	<b>14,243,676</b>	<b>8,467,440</b>	<b>26,396,542</b>	<b>5,877,642</b>	<b>7,461,988</b>	<b>22,561,645</b>
5 YEAR TOTAL FROM FY 2015 - 2019	70,152,744	43,919,614	140,775,333	49,573,834	37,858,899	63,442,455



**COMMONWEALTH OF KENTUCKY TRANSPORTATION CABINET  
EXPENSES BY COUNTY (NOTE 3)  
GENERAL, CAPITAL PROJECTS, ROAD, FEDERAL, AGENCY,  
AND OTHER EXPENDABLE TRUST FUNDS  
JULY 1, 2019 TO JUNE 30, 2020**

	CAMPBELL	CARLISLE	CARROLL	CARTER	CASEY	CHRISTIAN
GENERAL ADMINISTRATION AND SUPPORT	-	1,480	-	780	1,791	4,035
AVIATION						
AIR TRANSPORTATION	-	-	-	-	-	116,646
CAPITAL CITY AIRPORT						
CAPITAL CONSTRUCTION	2,434	1,256	101,945	63,864	406	78,697
DEBT SERVICE						
HIGHWAYS						
STATE FUNDED PROGRAMS	1,451,040	770,927	1,035,243	11,000,307	1,144,797	3,024,745
FEDERAL	3,158,018	1,030,157	973,165	3,548,621	5,255,225	28,146,290
BONDED	-	-	-	31,453	-	-
MAINT	2,626,968	1,597,144	1,860,310	3,266,595	2,800,623	5,194,029
OTHER PROGRAMS	-	-	322,350	116,531	-	-
HUMAN SERVICES TRANSPORTATION						
PUBLIC TRANSPORTATION						
REVENUE SHARING						
COUNTY ROAD AID	679,048	660,987	563,605	1,469,899	1,299,444	1,772,019
ENERGY RECOVERY	0.00	0.00	0.00	0.00	0.00	0.00
MUNICIPAL	393,405	34,677	78,163	31,737	43,031	-
RURAL SECONDARY COMM OFF	1,608,982	841,665	929,495	1,583,973	1,698,361	2,134,549
VEHICLE REGULATION						
TRANSFERS TO CAPITAL CONSTRUCTION						
COUNTY TOTAL FY20	<b>9,919,895</b>	<b>4,938,293</b>	<b>5,864,276</b>	<b>21,113,760</b>	<b>12,243,679</b>	<b>40,471,011</b>
5 YEAR TOTAL FROM FY 2015 - 2019	112,753,661	18,443,560	45,354,404	83,548,500	36,868,594	116,473,931

**COMMONWEALTH OF KENTUCKY TRANSPORTATION CABINET  
EXPENSES BY COUNTY (NOTE 3)  
GENERAL, CAPITAL PROJECTS, ROAD, FEDERAL, AGENCY,  
AND OTHER EXPENDABLE TRUST FUNDS  
JULY 1, 2019 TO JUNE 30, 2020**

	CLARK	CLAY	CLINTON	CRITTENDEN	CUMBERLAND	DAVISS
GENERAL ADMINISTRATION AND SUPPORT	-	37,477	2,018	-	381	2,345
AVIATION						
AIR TRANSPORTATION	-	-	-	-	-	58,574
CAPITAL CITY AIRPORT						
CAPITAL CONSTRUCTION	7,163	53,618	4,580	1,480,040	46	0.00
DEBT SERVICE						
HIGHWAYS						
STATE FUNDED PROGRAMS	1,072,766	930,223	1,081,277	1,878,281	896,011	2,927,354
FEDERAL	17,293	7,067,703	447,761	894,710	6,890,889	10,677,881
BONDED	1,283	(178)	17,774	-	(106,220)	-
MAINT	3,264,563	4,232,561	1,670,516	1,604,018	2,035,896	4,155,106
OTHER PROGRAMS	-	249,582	-	-	-	2,316
HUMAN SERVICES TRANSPORTATION						
PUBLIC TRANSPORTATION						
REVENUE SHARING						
COUNTY ROAD AID	853,465	1,518,540	748,567	1,000,430	879,707	1,490,646
ENERGY RECOVERY	0.00	0.00	0.00	0.00	0.00	0.00
MUNICIPAL	-	54,315	40,352	-	-	-
RURAL SECONDARY	944,546	1,013,487	926,216	674,640	1,040,323	1,355,028
COMM OFF						
VEHICLE REGULATION						
TRANSFERS TO CAPITAL CONSTRUCTION						
COUNTY TOTAL FY20	<b>6,161,078</b>	<b>15,157,328</b>	<b>4,939,060</b>	<b>7,532,118</b>	<b>11,637,034</b>	<b>20,669,249</b>
5 YEAR TOTAL FROM FY 2015 - 2019	50,746,534	93,998,357	26,766,680	39,261,533	37,203,910	110,815,637

**COMMONWEALTH OF KENTUCKY TRANSPORTATION CABINET  
EXPENSES BY COUNTY (NOTE 3)  
GENERAL, CAPITAL PROJECTS, ROAD, FEDERAL, AGENCY,  
AND OTHER EXPENDABLE TRUST FUNDS  
JULY 1, 2019 TO JUNE 30, 2020**

	<b>EDMONSON</b>	<b>ELLIOTT</b>	<b>ESTILL</b>	<b>FAYETTE</b>	<b>FLEMING</b>	<b>FLOYD</b>
GENERAL ADMINISTRATION AND SUPPORT	99	882	139	26,346	4,545	3,756
AVIATION						
AIR TRANSPORTATION	-	-	-	523,530	854,055	7,235
CAPITAL CITY AIRPORT						
CAPITAL CONSTRUCTION	1,114	0.00	29,181	101,095	21,654	374,175
DEBT SERVICE						
HIGHWAYS						
STATE FUNDED PROGRAMS	349,820	573,051	1,799,273	5,952,866	1,014,629	3,148,482
FEDERAL	485,380	341,399	508,030	28,190,734	9,119,921	7,974,601
BONDED	-	3,291	-	20,441	-	155,647
MAINT	1,331,810	1,593,852	2,121,048	4,905,071	2,730,666	4,514,153
OTHER PROGRAMS	-	45,832	-	-	121,747	-
HUMAN SERVICES TRANSPORTATION						
PUBLIC TRANSPORTATION						
REVENUE SHARING						
COUNTY ROAD AID	963,425	880,671	878,925	-	1,079,414	1,438,283
ENERGY RECOVERY	0.00	0.00	0.00	0.00	0.00	0.00
MUNICIPAL	-	-	-	-	57,998	64,606
RURAL SECONDARY COMM OFF	1,310,070	633,619	1,504,022	1,064,579	1,260,898	1,899,778
VEHICLE REGULATION						
TRANSFERS TO CAPITAL CONSTRUCTION						
COUNTY TOTAL FY20	<b>4,441,717</b>	<b>4,072,597</b>	<b>6,840,618</b>	<b>40,784,662</b>	<b>16,265,528</b>	<b>19,580,715</b>
5 YEAR TOTAL FROM FY 2015 - 2019	26,839,728	52,174,402	40,948,900	259,821,317	47,817,948	117,075,720

**COMMONWEALTH OF KENTUCKY TRANSPORTATION CABINET  
EXPENSES BY COUNTY (NOTE 3)  
GENERAL, CAPITAL PROJECTS, ROAD, FEDERAL, AGENCY,  
AND OTHER EXPENDABLE TRUST FUNDS  
JULY 1, 2019 TO JUNE 30, 2020**

	FRANKLIN	FULTON	GALLATIN	GARRARD	GRANT	GRAVES
GENERAL ADMINISTRATION AND SUPPORT	191,261	-	-	234	-	467
AVIATION						
AIR TRANSPORTATION	1,098,072	28,131	943,816	-	-	43,636
CAPITAL CITY AIRPORT						
CAPITAL CONSTRUCTION	335,827	3,201	46	0.00	4,735	7,282
DEBT SERVICE						
HIGHWAYS						
STATE FUNDED PROGRAMS	3,741,011	336,715	3,217,688	1,157,857	622,844	10,531,616
FEDERAL	7,108,686	1,236,258	1,347,423	409,154	13,480,121	1,684,226
BONDED	-	-	-	-	-	-
MAINT	3,524,090	1,463,406	2,422,576	1,207,236	3,262,981	3,858,574
OTHER PROGRAMS	132,349	-	-	-	-	-
HUMAN SERVICES TRANSPORTATION						
PUBLIC TRANSPORTATION						
REVENUE SHARING						
COUNTY ROAD AID	787,114	654,328	501,370	894,250	906,675	1,860,833
ENERGY RECOVERY	0.00	0.00	0.00	0.00	0.00	0.00
MUNICIPAL	24,203	86,299	36,640	-	153,628	218,961
RURAL SECONDARY	964,575	664,878	496,378	977,306	1,191,805	1,357,500
COMM OFF						
VEHICLE REGULATION						
TRANSFERS TO CAPITAL CONSTRUCTION						
COUNTY TOTAL FY20	<b>17,907,189</b>	<b>4,473,215</b>	<b>8,965,937</b>	<b>4,646,036</b>	<b>19,622,789</b>	<b>19,563,096</b>
5 YEAR TOTAL FROM FY 2015 - 2019	97,312,065	22,676,640	30,884,838	51,305,323	53,461,276	106,419,319

**COMMONWEALTH OF KENTUCKY TRANSPORTATION CABINET  
EXPENSES BY COUNTY (NOTE 3)  
GENERAL, CAPITAL PROJECTS, ROAD, FEDERAL, AGENCY,  
AND OTHER EXPENDABLE TRUST FUNDS  
JULY 1, 2019 TO JUNE 30, 2020**

	GRAYSON	GREEN	GREENUP	HANCOCK	HARDIN	HARLAN
GENERAL ADMINISTRATION AND SUPPORT	667	172	3,046	2,249	9,196	-
AVIATION						
AIR TRANSPORTATION	111,366	-	-	15,102	220,856	124,451
CAPITAL CITY AIRPORT						
CAPITAL CONSTRUCTION	45,195	765	95,770	0.00	367,510	0.00
DEBT SERVICE						
HIGHWAYS						
STATE FUNDED PROGRAMS	1,830,141	1,138,190	1,461,395	1,221,499	2,261,461	6,881,268
FEDERAL	3,717,575	560,886	7,521,229	1,950	19,133,987	3,550,182
BONDED	-	869,609	13,453	-	14,592,670	-
MAINT	3,776,983	1,267,310	2,925,379	1,469,996	4,388,344	5,920,054
OTHER PROGRAMS	-	-	109,071	-	1,336	-
HUMAN SERVICES TRANSPORTATION						
PUBLIC TRANSPORTATION						
REVENUE SHARING						
COUNTY ROAD AID	1,479,328	941,420	1,126,396	687,964	1,820,341	1,232,139
ENERGY RECOVERY	0.00	0.00	0.00	0.00	0.00	0.00
MUNICIPAL	132,965	-	266,843	-	163,491	84,176
RURAL SECONDARY	1,953,470	1,045,372	1,386,256	948,991	2,238,104	1,621,704
COMM OFF						
VEHICLE REGULATION						
TRANSFERS TO CAPITAL CONSTRUCTION						
COUNTY TOTAL FY20	<b>13,047,689</b>	<b>5,823,724</b>	<b>14,908,838</b>	<b>4,347,751</b>	<b>45,197,297</b>	<b>19,413,974</b>
5 YEAR TOTAL FROM FY 2015 - 2019	53,667,583	33,204,869	59,171,712	26,302,172	221,422,219	74,104,559

**COMMONWEALTH OF KENTUCKY TRANSPORTATION CABINET  
EXPENSES BY COUNTY (NOTE 3)  
GENERAL, CAPITAL PROJECTS, ROAD, FEDERAL, AGENCY,  
AND OTHER EXPENDABLE TRUST FUNDS  
JULY 1, 20 TO JUNE 30, 2020**

	HARRISON	HART	HENDERSON	HENRY	HICKMAN	HOPKINS
GENERAL ADMINISTRATION AND SUPPORT	-	1,433	8,610	-	-	22,532
AVIATION						
AIR TRANSPORTATION	3,796	-	26,317	-	-	30,617
CAPITAL CITY AIRPORT						
CAPITAL CONSTRUCTION	1,187	18,221	148,451	371,343	0.00	51,858
DEBT SERVICE						
HIGHWAYS						
STATE FUNDED PROGRAMS	1,869,299	2,305,254	3,313,789	1,999,676	303,275	7,084,207
FEDERAL	262,220	247,294	9,241,617	5,804,792	891,712	10,073,651
BONDED	-	-	-	241,652	-	69,746
MAINT	1,984,297	3,343,938	2,554,476	1,537,763	1,851,072	4,079,919
OTHER PROGRAMS	-	-	-	124,049	-	605,197
HUMAN SERVICES TRANSPORTATION						
PUBLIC TRANSPORTATION						
REVENUE SHARING						
COUNTY ROAD AID	984,656	1,306,502	1,304,682	911,972	746,746	1,435,526
ENERGY RECOVERY	0.00	0.00	0.00	0.00	0.00	0.00
MUNICIPAL	-	-	570,782	-	24,297	78,170
RURAL SECONDARY	1,380,046	1,521,501	915,448	1,227,034	605,035	1,204,927
COMM OFF						
VEHICLE REGULATION						
TRANSFERS TO CAPITAL CONSTRUCTION						
COUNTY TOTAL FY20	<b>6,485,500</b>	<b>8,744,143</b>	<b>18,084,172</b>	<b>12,218,281</b>	<b>4,422,136</b>	<b>24,736,349</b>
5 YEAR TOTAL FROM FY 2015 - 2019	39,885,128	161,845,039	95,936,355	40,189,340	25,356,965	144,510,544

**COMMONWEALTH OF KENTUCKY TRANSPORTATION CABINET  
EXPENSES BY COUNTY (NOTE 3)  
GENERAL, CAPITAL PROJECTS, ROAD, FEDERAL, AGENCY,  
AND OTHER EXPENDABLE TRUST FUNDS  
JULY 1, 2019 TO JUNE 30, 2020**

	JACKSON	JEFFERSON	JESSAMINE	JOHNSON	KENTON	KNOTT
GENERAL ADMINISTRATION AND SUPPORT	1,018	25,946	715	307	11,147	-
AVIATION						
AIR TRANSPORTATION	-	-	-	-	-	-
CAPITAL CITY AIRPORT						
CAPITAL CONSTRUCTION	59,644	6,728	1,660	325,135	14,024	2,188,748
DEBT SERVICE						
HIGHWAYS						
STATE FUNDED PROGRAMS	2,088,292	8,598,746	677,196	4,713,474	3,197,286	1,277,229
FEDERAL	8,263,172	43,975,462	12,938,727	610,277	22,160,783	3,517,734
BONDED	-	823,298	61	-	50,245	-
MAINT	3,107,431	14,330,812	1,684,924	2,913,232	5,637,394	2,255,784
OTHER PROGRAMS	-	1,224,944	-	-	535	-
HUMAN SERVICES TRANSPORTATION						
PUBLIC TRANSPORTATION						
REVENUE SHARING						
COUNTY ROAD AID	1,147,182	-	721,495	1,119,532	519,825	1,381,707
ENERGY RECOVERY	0.00	0.00	0.00	0.00	0.00	0.00
MUNICIPAL	-	21,935	629,215	68,656	1,205,503	12,318
RURAL SECONDARY COMM OFF	995,939	788,031	621,192	1,485,078	862,004	1,184,340
VEHICLE REGULATION						
TRANSFERS TO CAPITAL CONSTRUCTION						
COUNTY TOTAL FY20	<b>15,662,678</b>	<b>69,795,901</b>	<b>17,275,184</b>	<b>11,235,691</b>	<b>33,658,746</b>	<b>11,817,860</b>
5 YEAR TOTAL FROM FY 2015 - 2019	33,823,386	1,068,397,159	69,112,895	50,052,755	122,234,204	39,348,240

**COMMONWEALTH OF KENTUCKY TRANSPORTATION CABINET  
EXPENSES BY COUNTY (NOTE 3)  
GENERAL, CAPITAL PROJECTS, ROAD, FEDERAL, AGENCY,  
AND OTHER EXPENDABLE TRUST FUNDS  
JULY 1, 2019 TO JUNE 30, 2020**

	KNOX	LARUE	LAUREL	LAWRENCE	LEE	LESLIE
GENERAL ADMINISTRATION AND SUPPORT	247	-	-	-	4,100	912
AVIATION						
AIR TRANSPORTATION	-	-	52,434	-	-	-
CAPITAL CITY AIRPORT						
CAPITAL CONSTRUCTION	780	0.00	15,134	373,012	13,889	0.00
DEBT SERVICE						
HIGHWAYS						
STATE FUNDED PROGRAMS	3,417,964	647,724	7,017,356	1,899,058	2,130,377	222,469
FEDERAL	10,130,159	739,968	46,319,304	1,472,514	232,955	2,790,114
BONDED	32,440	-	1,083,637	-	-	-
MAINT	3,632,675	1,367,082	4,495,436	2,186,682	1,880,918	3,043,287
OTHER PROGRAMS	-	-	615	-	-	-
HUMAN SERVICES TRANSPORTATION						
PUBLIC TRANSPORTATION						
REVENUE SHARING						
COUNTY ROAD AID	1,306,633	889,771	1,710,994	1,219,598	772,857	1,170,274
ENERGY RECOVERY	0.00	0.00	0.00	0.00	0.00	0.00
MUNICIPAL	88,163	-	208,649	48,966	-	7,244
RURAL SECONDARY COMM OFF	1,290,750	525,773	1,040,926	1,441,170	1,080,395	455,569
VEHICLE REGULATION						
TRANSFERS TO CAPITAL CONSTRUCTION						
COUNTY TOTAL FY20	<b>19,899,810</b>	<b>4,170,318</b>	<b>61,944,485</b>	<b>8,641,000</b>	<b>6,115,490</b>	<b>7,689,869</b>
5 YEAR TOTAL FROM FY 2015 - 2019	74,725,960	49,834,424	109,901,594	69,216,842	30,045,384	45,403,873



**COMMONWEALTH OF KENTUCKY TRANSPORTATION CABINET  
EXPENSES BY COUNTY (NOTE 3)  
GENERAL, CAPITAL PROJECTS, ROAD, FEDERAL, AGENCY,  
AND OTHER EXPENDABLE TRUST FUNDS  
JULY 1, 2019 TO JUNE 30, 2020**

	LETCHER	LEWIS	LINCOLN	LIVINGSTON	LOGAN	LYON
GENERAL ADMINISTRATION AND SUPPORT	2,226	3,574	886	6,396	-	625
AVIATION						
AIR TRANSPORTATION	796,857	-	-	-	434,892	-
CAPITAL CITY AIRPORT						
CAPITAL CONSTRUCTION	0.00	0.00	22,104	0.00	10,267	21,955
DEBT SERVICE						
HIGHWAYS						
STATE FUNDED PROGRAMS	4,069,166	2,700,042	2,999,206	841,613	1,237,769	306,640
FEDERAL	4,555,936	2,586,226	2,310,638	2,277,683	968,009	1,591,330
BONDED	-	-	-	-	-	-
MAINT	2,545,004	2,060,450	1,967,139	1,981,895	2,888,859	2,558,534
OTHER PROGRAMS	122	128,271	-	-	-	-
HUMAN SERVICES TRANSPORTATION						
PUBLIC TRANSPORTATION						
REVENUE SHARING						
COUNTY ROAD AID	1,327,862	1,537,958	1,191,762	999,948	1,511,045	778,288
ENERGY RECOVERY	0.00	0.00	0.00	0.00	0.00	0.00
MUNICIPAL	96,303	30,130	69,211	6,966	138,145	50,693
RURAL SECONDARY	1,567,807	1,984,517	1,665,053	718,694	1,418,063	766,251
COMM OFF						
VEHICLE REGULATION						
TRANSFERS TO CAPITAL CONSTRUCTION						
COUNTY TOTAL FY20	<b>14,961,282</b>	<b>11,031,168</b>	<b>10,225,998</b>	<b>6,833,195</b>	<b>8,607,049</b>	<b>6,074,316</b>
5 YEAR TOTAL FROM FY 2015 - 2019	106,954,264	44,875,173	31,428,449	35,793,373	68,738,623	46,128,124

**COMMONWEALTH OF KENTUCKY TRANSPORTATION CABINET  
EXPENSES BY COUNTY (NOTE 3)  
GENERAL, CAPITAL PROJECTS, ROAD, FEDERAL, AGENCY,  
AND OTHER EXPENDABLE TRUST FUNDS  
JULY 1, 2019 TO JUNE 30, 2020**

	<b>MADISON</b>	<b>MAGOFFIN</b>	<b>MARION</b>	<b>MARSHALL</b>	<b>MARTIN</b>	<b>MASON</b>
GENERAL ADMINISTRATION AND SUPPORT	192	569	3,413	4,590	-	-
AVIATION						
AIR TRANSPORTATION	416,193	-	643,250	543,865	-	-
CAPITAL CITY AIRPORT						
CAPITAL CONSTRUCTION	430,094	0.00	1,367	87,039	57,897	0.00
DEBT SERVICE						
HIGHWAYS						
STATE FUNDED PROGRAMS	5,979,092	1,355,017	2,434,626	4,206,211	1,020,955	2,725,403
FEDERAL	14,370,999	19,813,857	528,492	7,729,167	1,044,546	3,285,286
BONDED	3,796	-	-	-	-	-
MAINT	3,380,616	2,551,762	1,404,737	2,918,820	1,638,817	2,918,747
OTHER PROGRAMS	-	-	-	-	-	107,575
HUMAN SERVICES TRANSPORTATION						
PUBLIC TRANSPORTATION						
REVENUE SHARING						
COUNTY ROAD AID	1,497,348	983,699	1,038,518	1,288,196	1,068,289	763,602
ENERGY RECOVERY	0.00	0.00	0.00	0.00	0.00	0.00
MUNICIPAL	639,551	-	-	148,017	19,886	178,854
RURAL SECONDARY	1,357,425	1,176,215	1,150,735	1,476,128	1,019,652	764,666
COMM OFF						
VEHICLE REGULATION						
TRANSFERS TO CAPITAL CONSTRUCTION						
COUNTY TOTAL FY20	<b>28,075,305</b>	<b>25,881,119</b>	<b>7,205,138</b>	<b>18,402,034</b>	<b>5,870,043</b>	<b>10,744,132</b>
5 YEAR TOTAL FROM FY 2015 - 2019	95,266,109	190,092,839	42,986,561	214,269,493	34,364,612	67,682,559

**COMMONWEALTH OF KENTUCKY TRANSPORTATION CABINET  
EXPENSES BY COUNTY (NOTE 3)  
GENERAL, CAPITAL PROJECTS, ROAD, FEDERAL, AGENCY,  
AND OTHER EXPENDABLE TRUST FUNDS  
JULY 1, 2019 TO JUNE 30, 2020**

	MCCRACKEN	MCCREARY	MCLEAN	MEADE	MENIFEE	MERCER
GENERAL ADMINISTRATION AND SUPPORT	4,983	-	-	-	286	3,024
AVIATION						
AIR TRANSPORTATION	86,938	-	-	-	-	-
CAPITAL CITY AIRPORT						
CAPITAL CONSTRUCTION	95,299	3,071	925	2,910	0.00	8,249
DEBT SERVICE						
HIGHWAYS						
STATE FUNDED PROGRAMS	2,482,142	2,027,587	1,294,418	1,388,590	1,756,934	138,273
FEDERAL	10,557,854	10,519,062	2,204,795	26,478	3,188,792	1,413,512
BONDED	-	-	-	-	-	-
MAINT	3,987,393	1,937,209	1,748,970	1,774,393	1,436,853	1,717,887
OTHER PROGRAMS	1,248,279	-	-	-	-	-
HUMAN SERVICES TRANSPORTATION						
PUBLIC TRANSPORTATION						
REVENUE SHARING						
COUNTY ROAD AID	931,042	1,225,427	802,417	1,182,430	728,218	872,279
ENERGY RECOVERY	0.00	0.00	274,964.47	0.00	0.00	0.00
MUNICIPAL	53,961	83,502	36,184	-	-	-
RURAL SECONDARY COMM OFF	1,255,363	1,269,621	1,927,663	1,393,001	913,206	579,651
VEHICLE REGULATION						
TRANSFERS TO CAPITAL CONSTRUCTION						
COUNTY TOTAL FY20	<b>20,703,254</b>	<b>17,065,480</b>	<b>8,290,336</b>	<b>5,767,803</b>	<b>8,024,289</b>	<b>4,732,874</b>
5 YEAR TOTAL FROM FY 2015 - 2019	110,198,000	44,129,454	24,873,325	50,339,487	37,358,218	58,537,503

**COMMONWEALTH OF KENTUCKY TRANSPORTATION CABINET  
EXPENSES BY COUNTY (NOTE 3)  
GENERAL, CAPITAL PROJECTS, ROAD, FEDERAL, AGENCY,  
AND OTHER EXPENDABLE TRUST FUNDS  
JULY 1, 2019 TO JUNE 30, 2020**

	<b>METCALFE</b>	<b>MONROE</b>	<b>MONTGOMERY</b>	<b>MORGAN</b>	<b>MUHLENBERG</b>	<b>NELSON</b>
GENERAL ADMINISTRATION AND SUPPORT	-	660	456	-	1,752	187
AVIATION						
AIR TRANSPORTATION	-	10,978	46,914	-	55,218	11,952
CAPITAL CITY AIRPORT						
CAPITAL CONSTRUCTION	720	10,000	24,018	6,785	286,846	480
DEBT SERVICE						
HIGHWAYS						
STATE FUNDED PROGRAMS	732,635	2,072,798	1,151,929	2,365,532	3,621,678	4,205,180
FEDERAL	355,412	8,522,146	7,083,457	10,923,362	1,803,187	5,734,474
BONDED	5,373	-	212,255	24,190	7,536	-
MAINT	2,235,277	2,254,497	1,617,927	2,093,564	2,658,554	2,522,029
OTHER PROGRAMS	(603)	-	39	-	-	-
HUMAN SERVICES TRANSPORTATION						
PUBLIC TRANSPORTATION						
REVENUE SHARING						
COUNTY ROAD AID	936,843	1,008,352	753,302	1,110,243	1,442,917	1,309,691
ENERGY RECOVERY	0.00	0.00	0.00	0.00	0.00	0.00
MUNICIPAL	31,658	55,139	136,855	74,820	-	202,122
RURAL SECONDARY	746,270	1,928,251	790,472	1,377,971	642,211	2,440,183
COMM OFF						
VEHICLE REGULATION						
TRANSFERS TO CAPITAL CONSTRUCTION						
COUNTY TOTAL FY20	<b>5,043,583</b>	<b>15,862,821</b>	<b>11,817,624</b>	<b>17,976,466</b>	<b>10,519,899</b>	<b>16,426,299</b>
5 YEAR TOTAL FROM FY 2015 - 2019	41,229,817	42,916,823	61,307,609	115,448,967	54,964,485	91,570,658

**COMMONWEALTH OF KENTUCKY TRANSPORTATION CABINET  
EXPENSES BY COUNTY (NOTE 3)  
GENERAL, CAPITAL PROJECTS, ROAD, FEDERAL, AGENCY,  
AND OTHER EXPENDABLE TRUST FUNDS  
JULY 1, 2019 TO JUNE 30, 2020**

	NICHOLAS	OHIO	OLDHAM	OWEN	OWSLEY	PENDLETON
GENERAL ADMINISTRATION AND SUPPORT	4,164	-	-	-	858	(155)
AVIATION						
AIR TRANSPORTATION	-	71,442	-	-	-	26,614
CAPITAL CITY AIRPORT						
CAPITAL CONSTRUCTION	0.00	225,224	10,632	50,267	1,507	42,869
DEBT SERVICE						
HIGHWAYS						
STATE FUNDED PROGRAMS	1,483,422	2,624,729	3,441,225	1,927,777	1,008,912	1,638,984
FEDERAL	6,781,186	8,922,805	4,158,946	526,601	12,523,865	-
BONDED	-	-	60,465	-	-	-
MAINT	1,272,251	7,754,928	2,699,482	1,729,356	1,680,560	2,299,000
OTHER PROGRAMS	343	-	139,953	-	-	-
HUMAN SERVICES TRANSPORTATION						
PUBLIC TRANSPORTATION						
REVENUE SHARING						
COUNTY ROAD AID	826,411	1,582,145	646,948	1,021,988	677,247	940,568
ENERGY RECOVERY	0.00	0.00	0.00	0.00	0.00	0.00
MUNICIPAL	-	76,060	23,083	-	-	55,671
RURAL SECONDARY	937,927	1,816,636	784,063	1,373,004	733,930	1,286,744
COMM OFF						
VEHICLE REGULATION						
TRANSFERS TO CAPITAL CONSTRUCTION						
COUNTY TOTAL FY20	<b>11,305,704</b>	<b>23,073,969</b>	<b>11,964,797</b>	<b>6,628,992</b>	<b>16,626,879</b>	<b>6,290,295</b>
5 YEAR TOTAL FROM FY 2015 - 2019	40,103,047	80,506,342	82,540,368	36,355,494	81,276,362	36,107,349

**COMMONWEALTH OF KENTUCKY TRANSPORTATION CABINET  
EXPENSES BY COUNTY (NOTE 3)  
GENERAL, CAPITAL PROJECTS, ROAD, FEDERAL, AGENCY,  
AND OTHER EXPENDABLE TRUST FUNDS  
JULY 1, 2019 TO JUNE 30, 2020**

	PERRY	PIKE	POWELL	PULASKI	ROBERTSON	ROCKCASTLE
GENERAL ADMINISTRATION AND SUPPORT	2,050	12,066	312	52,120	-	-
AVIATION						
AIR TRANSPORTATION	49,979	18,999	85,780	1,066,117	-	-
CAPITAL CITY AIRPORT						
CAPITAL CONSTRUCTION	228,598	25,534	2,041	196,611	139	72,093
DEBT SERVICE						
HIGHWAYS						
STATE FUNDED PROGRAMS	1,427,247	11,329,930	1,300,894	4,996,247	765,392	788,946
FEDERAL	23,454,727	20,453,909	4,510,035	8,692,414	-	25,593,496
BONDED	-	357,393	3,900	8,633	-	-
MAINT	2,854,784	8,588,862	2,496,098	6,094,270	944,918	2,359,998
OTHER PROGRAMS	-	246,805	-	316,581	-	377
HUMAN SERVICES TRANSPORTATION						
PUBLIC TRANSPORTATION						
REVENUE SHARING						
COUNTY ROAD AID	1,524,623	2,474,372	715,956	2,158,414	431,591	1,110,307
ENERGY RECOVERY	0.00	11,694.52	0.00	0.00	0.00	0.00
MUNICIPAL	88,445	-	43,329	264,669	-	-
RURAL SECONDARY	2,015,193	3,051,908	691,598	2,563,259	597,859	1,973,266
COMM OFF						
VEHICLE REGULATION						
TRANSFERS TO CAPITAL CONSTRUCTION						
COUNTY TOTAL FY20	<b>31,645,646</b>	<b>46,571,473</b>	<b>9,849,942</b>	<b>26,409,334</b>	<b>2,739,899</b>	<b>31,898,483</b>
5 YEAR TOTAL FROM FY 2015 - 2019	173,092,466	307,991,594	43,247,571	98,745,611	11,221,270	155,836,511

**COMMONWEALTH OF KENTUCKY TRANSPORTATION CABINET  
EXPENSES BY COUNTY (NOTE 3)  
GENERAL, CAPITAL PROJECTS, ROAD, FEDERAL, AGENCY,  
AND OTHER EXPENDABLE TRUST FUNDS  
JULY 1, 2019 TO JUNE 30, 2020**

	ROWAN	RUSSELL	SCOTT	SHELBY	SIMPSON	SPENCER
GENERAL ADMINISTRATION AND SUPPORT	-	670	4,042	7,050	-	-
AVIATION						
AIR TRANSPORTATION	205,209	17,542	102,827	-	-	-
CAPITAL CITY AIRPORT						
CAPITAL CONSTRUCTION	52,978	1,701,593	40,647	200,765	101,361	0.00
DEBT SERVICE						
HIGHWAYS						
STATE FUNDED PROGRAMS	3,164,537	212,216	1,584,916	587,443	1,252,860	1,696,625
FEDERAL	2,164,742	9,548,481	10,792,243	1,980,314	1,180,272	3,678,230
BONDED	266,312	-	-	-	-	-
MAINT	3,348,444	1,770,500	3,951,374	4,020,604	2,140,673	1,527,917
OTHER PROGRAMS	31,615	-	1,666	140,688	143	111,816
HUMAN SERVICES TRANSPORTATION						
PUBLIC TRANSPORTATION						
REVENUE SHARING						
COUNTY ROAD AID	1,053,852	1,024,566	923,072	1,151,905	814,626	859,842
ENERGY RECOVERY	0.00	0.00	0.00	0.00	0.00	0.00
MUNICIPAL	153,874	84,057	596,327	-	166,886	-
RURAL SECONDARY	1,645,506	1,260,533	562,102	1,662,041	1,261,205	898,351
COMM OFF						
VEHICLE REGULATION						
TRANSFERS TO CAPITAL CONSTRUCTION						
COUNTY TOTAL FY20	<b>12,087,068</b>	<b>15,620,159</b>	<b>18,559,216</b>	<b>9,750,811</b>	<b>6,918,027</b>	<b>8,772,781</b>
5 YEAR TOTAL FROM FY 2015 - 2019	80,437,055	72,023,213	104,318,407	71,480,230	55,867,706	39,676,296

**COMMONWEALTH OF KENTUCKY TRANSPORTATION CABINET  
EXPENSES BY COUNTY (NOTE 3)  
GENERAL, CAPITAL PROJECTS, ROAD, FEDERAL, AGENCY,  
AND OTHER EXPENDABLE TRUST FUNDS  
JULY 1, 2019 TO JUNE 30, 2020**

	TAYLOR	TODD	TRIGG	TRIMBLE	UNION	WARREN
GENERAL ADMINISTRATION AND SUPPORT	6,020	930	132	1,018	2,088	18,266
AVIATION						
AIR TRANSPORTATION	176,898	-	222,238	-	125,886	470,970
CAPITAL CITY AIRPORT						
CAPITAL CONSTRUCTION	497,480	0.00	0.00	1,163	86,671	17,225
DEBT SERVICE						
HIGHWAYS						
STATE FUNDED PROGRAMS	1,806,886	5,216,377	2,561,439	1,755,179	3,129,969	6,228,865
FEDERAL	10,514,330	911,817	17,863,048	114,576	1,175,026	9,460,432
BONDED	-	-	-	-	-	16,853
MAINT	1,532,895	2,069,837	2,529,632	1,501,247	1,823,506	4,405,053
OTHER PROGRAMS	-	626	-	149,563	-	308,061
HUMAN SERVICES TRANSPORTATION						
PUBLIC TRANSPORTATION						
REVENUE SHARING						
COUNTY ROAD AID	961,211	1,039,345	1,373,625	629,606	1,016,429	1,725,525
ENERGY RECOVERY	0.00	0.00	0.00	0.00	5,221.00	0.00
MUNICIPAL	180,780	-	40,554	-	37,672	8,992
RURAL SECONDARY	1,038,801	816,633	1,940,099	578,416	1,243,658	1,865,724
COMM OFF						
VEHICLE REGULATION						
TRANSFERS TO CAPITAL CONSTRUCTION						
COUNTY TOTAL FY20	<b>16,715,300</b>	<b>10,055,564</b>	<b>26,530,767</b>	<b>4,730,767</b>	<b>8,646,125</b>	<b>24,525,966</b>
5 YEAR TOTAL FROM FY 2015 - 2019	39,422,302	29,527,303	315,727,083	21,347,596	49,612,011	165,002,426



**COMMONWEALTH OF KENTUCKY TRANSPORTATION CABINET  
EXPENSES BY COUNTY (NOTE 3)  
GENERAL, CAPITAL PROJECTS, ROAD, FEDERAL, AGENCY,  
AND OTHER EXPENDABLE TRUST FUNDS  
JULY 1, 2019 TO JUNE 30, 2020**

	WASHINGTON	WAYNE	WEBSTER	WHITLEY
GENERAL ADMINISTRATION AND SUPPORT	-	2,716	-	946
AVIATION				
AIR TRANSPORTATION	484,234	103,634	-	14,740
CAPITAL CITY AIRPORT				
CAPITAL CONSTRUCTION	0.00	1,376	0.00	2,756,322
DEBT SERVICE				
HIGHWAYS				
STATE FUNDED PROGRAMS	2,365,326	443,704	282,133	4,412,930
FEDERAL	1,871,925	484,617	756,650	7,973,994
BONDED	-	1,046,016	-	-
MAINT	1,184,720	2,403,095	1,800,857	5,491,532
OTHER PROGRAMS	-	91	-	-
HUMAN SERVICES TRANSPORTATION				
PUBLIC TRANSPORTATION				
REVENUE SHARING				
COUNTY ROAD AID	1,017,835	1,280,638	947,059	1,432,117
ENERGY RECOVERY	0.00	0.00	0.00	0.00
MUNICIPAL	51,294	-	4,287	115,365
RURAL SECONDARY	575,704	1,915,854	822,894	2,078,890
COMM OFF				
VEHICLE REGULATION				
TRANSFERS TO CAPITAL CONSTRUCTION				
COUNTY TOTAL FY20	<u><u>7,551,038</u></u>	<u><u>7,681,741</u></u>	<u><u>4,613,880</u></u>	<u><u>24,276,836</u></u>
5 YEAR TOTAL FROM FY 2015 - 2019	23,897,898	40,613,810	43,897,377	67,304,425

**COMMONWEALTH OF KENTUCKY TRANSPORTATION CABINET  
EXPENSES BY COUNTY (NOTE 3)  
GENERAL, CAPITAL PROJECTS, ROAD, FEDERAL, AGENCY,  
AND OTHER EXPENDABLE TRUST FUNDS  
JULY 1, 2019 TO JUNE 30, 2020**

	WOLFE	WOODFORD	STATEWIDE	TOTAL
GENERAL ADMINISTRATION AND SUPPORT	208	4,312	74,810,319	<b>75,370,318</b>
AVIATION				
AIR TRANSPORTATION	-	-	4,408,437	<b>15,555,197</b>
CAPITAL CITY AIRPORT			2,429,569	<b>2,429,569</b>
CAPITAL CONSTRUCTION	57,564	59,021	5,877,900	<b>22,379,580</b>
DEBT SERVICE			142,492,346	<b>142,492,346</b>
HIGHWAYS				
STATE FUNDED PROGRAMS	3,810,981	162,463	48,097,425	<b>348,951,489</b>
FEDERAL	16,444,936	1,371,773	161,058,059	<b>987,359,173</b>
BONDED	23,300	9,925	491	<b>20,763,646</b>
MAINT	2,062,470	2,712,810	45,382,128	<b>385,553,171</b>
OTHER PROGRAMS	-	175	136,341,286	<b>142,887,166</b>
HUMAN SERVICES TRANSPORTATION			107,633,821	<b>107,633,821</b>
PUBLIC TRANSPORTATION			40,676,836	<b>40,676,836</b>
REVENUE SHARING				
COUNTY ROAD AID	759,536	660,082	1,033,203	<b>129,610,678</b>
ENERGY RECOVERY	0.00	0.00	0.00	<b>291,880</b>
MUNICIPAL	6,992	167,435	43,400,147	<b>54,261,019</b>
RURAL SECONDARY	748,495	406,139	4,418,628	<b>152,174,316</b>
COMM OFF			709,683	<b>709,683</b>
VEHICLE REGULATION			37,760,203	<b>37,760,202</b>
TRANSFERS TO CAPITAL CONSTRUCTION			6,940,000	<b>6,940,000</b>
COUNTY TOTAL FY20	<b>23,914,483</b>	<b>5,554,134</b>	<b>863,470,482</b>	<b>2,673,800,092</b>
5 YEAR TOTAL FROM FY 2015 - 2019	72,581,973	43,217,889		
			<b>NON-BUDGETARY</b>	17,940,984
			<b>BRAC KY ARTISAN CENTER</b>	553,000
			<b>GOVERNOR'S OFFICE-DHS</b>	312,000
			<b>FINANCE AND ADMIN CABINET</b>	4,094,262
			<b>JUSTICE CABINET</b>	83,457,915
			<b>OFFICE OF STATE TREASURER</b>	250,000
			<b>TOTAL ALL CABINETS</b>	<b>106,608,161</b>
				<b>2,780,408,253</b>

**COMMONWEALTH OF KENTUCKY TRANSPORTATION CABINET  
CONTINUED APPROPRIATIONS WORKSHEET (NOTE 4)  
GENERAL FUND  
JUNE 30, 2020**

	TOTAL CARRIED FORWARD
<b>AIR TRANSPORTATION</b>	
BC53	756,842
TOTAL AIR TRANSPORTATION	756,842
 <b>PUBLIC TRANSPORTATION</b>	
EA52 MASS TRANSPORTATION CONST	456,201
TOTAL PUBLIC TRANSPORTATION	456,201
TOTAL PUBLIC TRANSPORTATION	456,201
TOTAL GENERAL FUND FY 20	1,213,043

**COMMONWEALTH OF KENTUCKY TRANSPORTATION CABINET  
CONTINUED APPROPRIATIONS WORKSHEET (NOTE 4)  
ROAD FUND  
JUNE 30, 2020**

	TOTAL CARRIED FORWARD
<b>REVENUE SHARING</b>	
COUNTY ROAD AID	
CA01 COUNTY ROAD AID-COUNTIES	438,465
CA02 COUNTY ROAD AID-COOP'S	(3)
CA03 COUNTY ROAD AID-COOP EMER	3,743,478
CA08 COUNTY ROAD AID-COOP UNDIS	<u>10,076,303</u>
TOTAL COUNTY ROAD AID	14,258,243
RURAL SECONDARY	
CB01 RS-EMERGENCY	15,857,613
CB05 RS-UNDISTRIBUTED	14,237,079
CB06 RS-CONSTRUCTION	60,447,844
CB07 RS-ADMINISTRATION	<u>2,502,299</u>
TOTAL RURAL SECONDARY	93,044,835
MUNICIPAL AID	
CC01 MUNICIPAL AID-COUNTIES	5,317,379
CC02 MUNICIPAL AID-COOP'S	(1,036,319)
CC03 MUNICIPAL AID-COOP EMER	639,469
CC08 MUNICIPAL AID- COOP UNDIS	<u>2,814,541</u>
TOTAL MUNICIPAL AID	7,735,070
ENERGY RECOVERY	
CD01 ENERGY RECOVERY	<u>671,707</u>
TOTAL ENERGY RECOVERY	671,707
TOTAL REVENUE SHARING	<u>115,709,855</u>

**COMMONWEALTH OF KENTUCKY TRANSPORTATION CABINET  
CONTINUED APPROPRIATIONS WORKSHEET (NOTE 4)  
ROAD FUND  
JUNE 30, 2020**

TOTAL CARRIED FORWARD
-----------------------------

**HIGHWAYS**

RESEARCH

FA01 RESEARCH	2,570,142
TOTAL RESEARCH	2,570,142

CONSTRUCTION

FD04 CONSTRUCTION	(38,436,031)
FD05 STATEWIDE RESURF	66,692,964
FD07 ECONOMIC DEV ACCESS (INDUSTRIAL)	2,443,653
FD11 CONTINGENCY	17,796,100
FD12 SHORT LINE RAILROAD ASST FUND	828,481
FD39 SEC EMER/DISCR FUND	42,261,774
FD51 FHWA - SPEC PROJECTS	(4,659,174)
FD52 FEDERAL AID PROJECTS	47,854,953
FD54 LOUISVILLE BRIDGE PROJECT	(435,347)
FD55 BRIDGING KENTUCKY PROGRAM	131,280,786
FDZZ INCIDENTAL JUDGEMENTS	(500)
TOTAL CONSTRUCTION	265,627,659

MAINTENANCE

FE01 MAINTENANCE	13,948,577
FE02 BRIDGE MAINTENANCE	14,107,874
FE04 TRAFFIC	2,391,016
FE06 MAINT CAPITAL IMPROV	682,852
FE07 REST AREA MAINTENANCE	1,078,241
TOTAL MAINTENANCE	32,208,560

TOTAL HIGHWAYS	300,406,361
----------------	-------------

TOTAL ROAD FUND FY 20	416,116,216
-----------------------	-------------

**COMMONWEALTH OF KENTUCKY TRANSPORTATION CABINET  
CONTINUED APPROPRIATIONS WORKSHEET (NOTE 4)  
FEDERAL FUND  
JUNE 30, 2020**

TOTAL CARRIED FORWARD
-----------------------------

**PUBLIC TRANSPORTATION**

EA52 MASS TRANS CONST	17,004,965
EA52 MASS TRANS CONST COVID	22,894,200
TOTAL PUBLIC TRANSPORTATION	39,899,165

**AIR DEVELOPMENT**

BC62 GENERAL AVIATION FEDERAL GRANTS	315,562
TOTAL AIR DEVELOPMENT	315,562

**HIGHWAYS**

<b>RESEARCH</b>	
FA01 RESEARCH	1,964,197
TOTAL RESEARCH	1,964,197

**CONSTRUCTION**

FD51 FHWA SPECIAL PROGRAMS	58
FD52 FEDERAL AID PROJECTS	(315,739,562)
FD52 FEDERAL AID PROJECTS ARRA/12TS	8,009,184
FD53 GARVEE BOND DEBT SERV	231,269,923
FD54 LOUISVILLE BRIDGE PROJECT	2,052,338
FD55 BRIDGING KENTUCKY PROGRAM	146,250,891
TOTAL CONSTRUCTION	71,842,832

TOTAL FEDERAL FUND FY 20	114,021,756
--------------------------	-------------

**COMMONWEALTH OF KENTUCKY TRANSPORTATION CABINET  
CONTINUED APPROPRIATIONS WORKSHEET (NOTE 4)  
AGENCY FUND  
JUNE 30, 2020**

	TOTAL CARRIED FORWARD
<b>AIR TRANSPORTATION</b>	
AIR DEVELOPMENT	
BC53 AVIATION ECON DEVEL	13,893,436
BC54 FEDERAL PROJECT MATCH	2,967,447
TOTAL AIR DEVELOPMENT	16,860,883
TOTAL AIR TRANSPORTATION	16,860,883
 <b>HIGHWAYS</b>	
CONSTRUCTION	
FD04 CONSTRUCTION	385,003
FD39 CONTINGENCY	108,132
TOTAL CONSTRUCTION	493,135
 EQUIPMENT SERVICES	
FK01 EQUIPMENT OPERATIONS	431,955
FK03 EQUIPMENT PURCHASES	7,533,196
TOTAL EQUIPMENT SERVICES	7,965,151
 BOND CONSTRUCTION	
ED BONDS SERIES	
JL03 2009 GA AUTH ED BONDS SERIES	25,970,196
JL04 2010 GA AUTH ED BONDS SERIES	63,320,102
JP02 2010 GA AUTH ED BRAC BONDS	8,601,938
TOTAL ED BOND CONSTRUCTION	97,892,236
 GARVEE BOND	
JZ01 2008 LOU. BRIDGE PROJ	(6,218,798)
JZ02 2010 LOU. BRIDGE PROJ	6,218,798
TOTAL GARVEE BOND	-
TOTAL BOND CONSTRUCTION	97,892,236
TOTAL HIGHWAYS	106,350,522
 <b>VEHICLE REGULATION</b>	
VEHICLE REGULATION	
GA17 COMM DRIVERS LIC	238,229
GA25 REFLECTORIZED LICENSE PLATE	3,173,143
TOTAL VEHICLE REGULATION	3,411,372
TOTAL AGENCY FUND FY 20	126,622,777

**COMMONWEALTH OF KENTUCKY TRANSPORTATION CABINET  
NOTES TO FINANCIAL STATEMENT  
JUNE 30, 2020**

**NOTE 1 NOTES TO THE SCHEDULE OF HISTORICAL AVAILABLE ROAD FUND  
REVENUES, EXPENSES, AND PAYMENT OF LEASE RENTALS**

- (a) This schedule displays detailed information relating to the Commonwealth of Kentucky's Road Fund that can be used to calculate the coverage of available revenues compared to lease rental payments. Total Available Road Fund Revenues represent total revenues available to the Road Fund exclusive of taxes, fees, and miscellaneous revenues that are dedicated for other uses and not available to make lease rental payments to the Kentucky Turnpike Authority or the State Property and Buildings Commission. Operating and Maintenance Expenses include certain non-construction maintenance, operating, regulatory, and administrative expenses related to the Kentucky Transportation Cabinet's operations. Net Available Road Fund Revenues represent Total Available Revenues less Operating and Maintenance Expenses.
- (b) The Kentucky motor fuel tax rates are set by statute and starting in Fiscal Year 2016 are subject to annual adjustments based on changes in the average wholesale price of fuel. Amounts reported are net of motor fuel tax receipts statutorily dedicated for use on county, rural secondary and municipal roads and not available for lease rental payments.
- (c) The Kentucky motor vehicle usage tax is imposed on the sale or transfer of new or used motor vehicles at the rate of 6 percent of the vehicle's value. The 2013 General Assembly enacted legislation to make permanent a trade-in allowance for new vehicles in the Commonwealth for buyers who trade a used vehicle towards the purchase of a new vehicle. The purchaser pays the Motor Vehicle Usage Tax based on the value of the new vehicle in excess of the value of the trade-in vehicle. The trade-in allowance was effective July 1, 2014, and has reduced Road Fund receipts available to pay lease rentals by approximately \$45–46 million a year since inception.
- (d) This category consists primarily of general fees to the public, which includes the sale of maps, road plans, driver history records, and various other miscellaneous sales to the general public. Motor vehicle titling fees and one-time sale proceeds from Cabinet assets also contribute significantly to the category.
- (e) The Kentucky General Assembly routinely appropriates Road Fund revenues to agencies outside of the Transportation Cabinet to fund the costs of enforcement of traffic laws, the collection of Road Fund tax revenues, and other administrative support functions related to the Cabinet.
- (f) Lease Rentals paid by the Transportation Cabinet to the Kentucky Turnpike Authority include amounts representing the following: principal and interest requirements on Kentucky Turnpike Authority Bonds, net of Debt Service Reserve Fund investment earnings and amounts required by the Turnpike Authority for administrative and other expenses; and any amounts to be transferred into the Redemption Account from the Debt Service Reserve Fund. Amounts paid to the State Property and Building Commission include principal and interest requirements on bonds issued to finance the construction of the Transportation Cabinet office building, bonds issued to finance the development of a new vehicle registration system, bonds issued to finance the expansion of a runway at the Blue Grass Airport in Lexington, KY and bonds issued to finance a new C-1 Garage in Frankfort, KY.
- (g) Gross Coverage equals Total Available Road Fund Revenues divided by Total Lease Rentals. Net Coverage equals Net Available Road Fund Revenues divided by Total Lease Rentals.



**COMMONWEALTH OF KENTUCKY TRANSPORTATION CABINET**  
**NOTES TO FINANCIAL STATEMENT**  
**JUNE 30, 2020**

**NOTE 2 EXPENSES BY OBJECT WITHIN PROGRAM**

The schedule of Expenses by Object Within Program displays the expenses incurred during the year ended June 30, 2020 by each unit by operating fund and by major object grouping.

Major object groupings are described as follows:

**Personnel Costs** represents salaries and wages paid to employees for regular and excess hours worked, the value of compensatory time paid to the employee, employer payroll contributions for FICA, health and life insurances, and payouts for employee retirements. The Cabinet does not include in Personnel Costs amounts for each operating account for the value of leave time earned by employees. As leave time is actually used by the employee, the value is charged to the operating account of the employee.

**Personal Service Contracts** reflect amounts paid to outside vendors for professional services such as legal, architectural, engineering, appraisal, and auditing.

**Operating Expenses** report payment of utilities, rental of equipment, various miscellaneous services, employee travel, as well as general office expenses.

**Grants and Benefits** are payments made by the cabinet to include local airport boards, public transit agencies, and local government.

**Debt Service** generally represents amounts transferred to the Debt Service Fund for various highways constructed with bond funds.

**Capital Outlay** expenses are used for acquisition of capital assets other than buildings and highway infrastructure.

**Capital Construction** costs are associated with the acquisition or construction of buildings and highway infrastructure. These costs include acquisition of land and right-of-way and construction related costs and include amounts paid to vendors and charges made by state employees.

**Materials** expenses are principally commodities acquired by the Cabinet for the maintenance and construction of highways and bridges.

**COMMONWEALTH OF KENTUCKY TRANSPORTATION CABINET**  
**NOTES TO FINANCIAL STATEMENT**  
**JUNE 30, 2020**

**NOTE 3 EXPENSES BY COUNTY**

The schedule of Expenses by County displays the expenses allocated to particular counties by the major programmatic units of the Cabinet. Expenses allocated to the statewide classification represent certain administration functions in central and district offices as well as certain program costs, which are not allocable to particular counties. Statewide expenses of the County Road Aid and Municipal Road Aid programs represent amounts distributed to counties and cities that do not participate in the cooperative program with the Cabinet.

**NOTE 4 CONTINUED APPROPRIATIONS**

The unobligated portion of allotment balances forwarded to Fiscal Year 2020 includes the available balance in statutorily dedicated accounts and budgeted funds that have been authorized and obligated for highway related projects but not expended. Also included, funding for various roadways and building construction projects and other related commitments, as well as funds obligated for certain contractual obligations.

**NOTE 5 DIFFERENCES DUE TO ROUNDING**

The totals in the Supplementary Schedules may differ from equivalent totals in the financial statements due to rounding.